



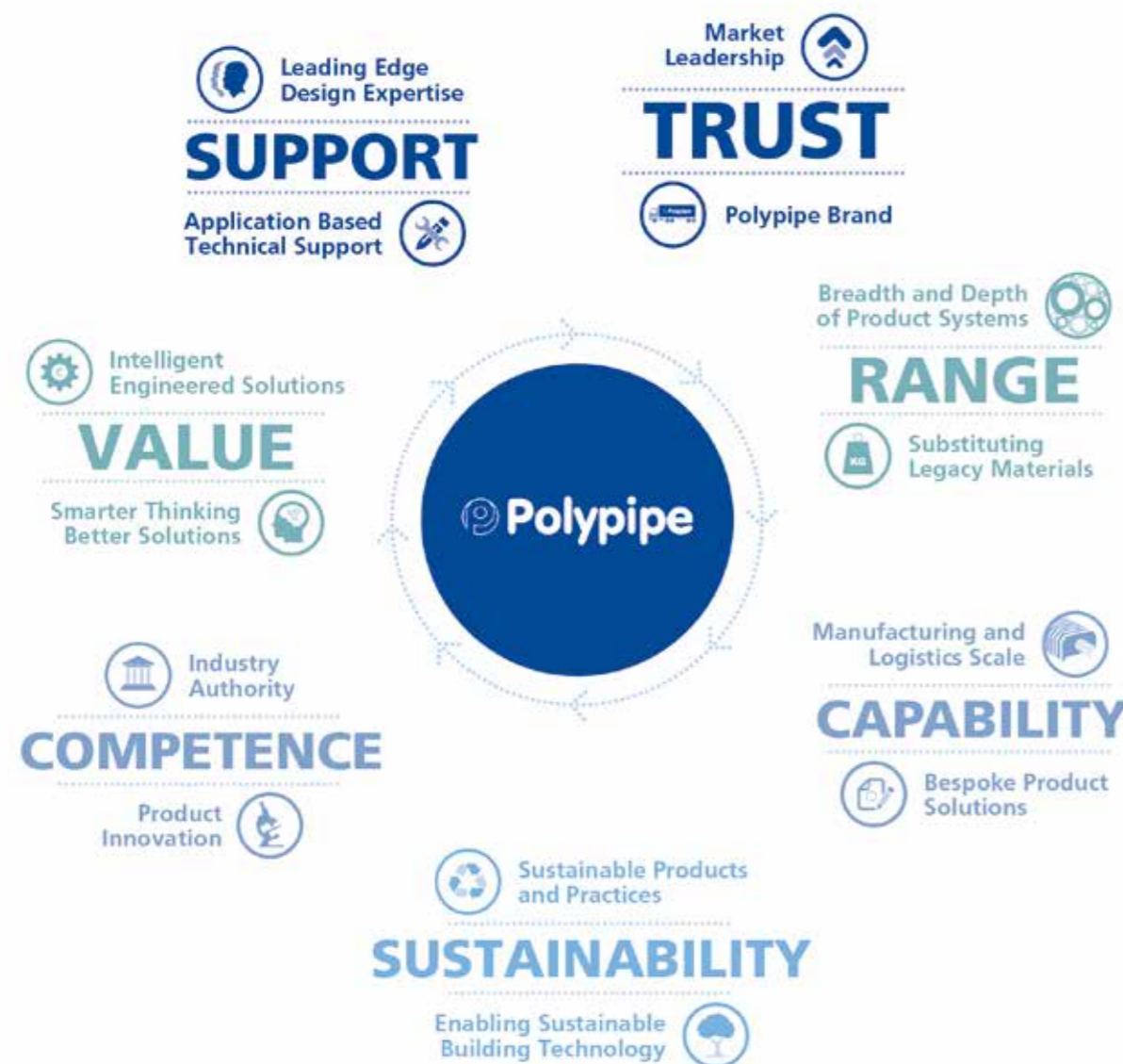
## Civils & Infrastructure



Product Guide

# Welcome to Polypipe

At Polypipe, conceiving, designing, manufacturing and delivering the most advanced products and systems is more than just an occupation. We see it as our passion. Everything we do has always been based around a few simple beliefs: Quality always beats quantity. Products are nothing without service and support. Sustainability isn't just a 'green' word and working with our customers is much better than simply supplying them.



Our products offer unrivalled choice and quality. With water management, sewerage and cable protection systems, we offer the industry's widest choice of plastic piping and geocellular solutions.

Serving commercial, industrial, retail, infrastructure, residential and utilities markets, our commitment to innovative product solutions is unmatched. Our focus on continued investment in people, plant and product research helps to meet and exceed standards for performance and reliability in the UK market.

## How to use this brochure

This product guide has been designed to provide you with quick, easy access to information on all of our Polypipe products and systems. A clear colour-coded navigation divides the guide into sections, each with its own introduction, followed by sub-contents segments that break down products by application and function.

## Contents

<b>SECTION 1</b>	<b>Polypipe Civils</b>	
Company Overview		4 - 5
Technical services and support		6 - 7
Our markets		8 - 9
Plastics vs legacy materials		10 - 11
The growing importance of SuDS		12 - 13
Legislation and regulations		14
Process integration		15
The complete picture for Water Management and Civils and Infrastructure projects		16 - 17
Drainage and SuDS – selection and design		18 - 19
<b>SECTION 2</b>	<b>Ridgidrain</b>	
Overview		20 - 21
Ridgidrain pipes		22
Ridgidrain end caps, seals & couplings		23
Ridgidrain bends & junctions		24 - 26
Ridgidrain reducers, spigots & sockets		27
Gullies		28 - 29
Linflex Fin and Narrow Filter Drains		30
Ridgitreat		31
Case studies		32 - 33
<b>SECTION 3</b>	<b>Ridgistorm-XL</b>	
Overview		34 - 35
Ridgistorm-XL applications		36 - 39
Ridgistorm-XL piping system		40 - 41
Ridgistorm-XL jointing options		42 - 43
Case studies		44 - 45
<b>SECTION 4</b>	<b>Fabrications</b>	
Overview		46 - 47
RIDGISTORMCheck Vortex Flow Control Chamber		48
RIDGISTORMCheck Orifice Plate Flow Control Chamber		49
RIDGISTORMControl Penstock and Valve Chamber		50
RIDGISTORMAccess Manholes		51
RIDGISTORMSeparate Silt Traps		52 - 53
RIDGISTORMSeparate Catchpits		54
RIDGISTORMSeparate Filter Chamber		55
RIDGISTORM-X4 Stormwater Treatment System		56
Ridgistorm-XL Lifting Points		57
Ridgistorm-XL Low Flow Channel		58
Ridgistorm-XL Chamber Accessories		59
<b>SECTION 5</b>	<b>Geocellular</b>	
Overview		60 - 61
The Permavoid system		62 - 63
Permavoid applications		64 - 65
Permavoid system components		66 - 69
Permavoid 85 & 150		70
Permachannel		71
Permavoid Biomat		72
Permafilter Geotextile		73
Polystorm range		74 - 75
An 8 step guide to a total Polystorm system		76 - 79
Polystorm Lite		80
Polystorm-R		81
Polystorm		82
Polystorm Xtra		83
Polystorm Access		84
Polystorm Inspect		85
Permavoid case studies		86 - 87
Polystorm case studies		88 - 89
<b>SECTION 6</b>	<b>Rainwater harvesting</b>	
Overview		90 - 91
Rainstream		92 - 93
<b>SECTION 7</b>	<b>Land drainage</b>	
Overview		94 - 95
Landcoil system		96 - 97
<b>SECTION 8</b>	<b>Sewer system</b>	
Overview		98 - 99
Polysewer – pipes, fittings and accessories		100 - 104
Sewer Saddles and Ridgisewer pipe		105
Ridgisewer – fittings and accessories		106 - 109
<b>SECTION 9</b>	<b>Cable protection</b>	
Overview		110 - 111
Power – Class 1		112 - 113
Power – Class 2		114
Power – Class 3		115
Ridgicoil power and power accessories		116 - 117
General purpose power		118 - 119
Motorway Comms		120 - 123
Lighting		123 - 127
Utilities		128 - 133
Installation advice		134 - 135
<b>SECTION 10</b>	<b>The company</b>	
Overview		136 - 137
Innovation and research		138 - 139
Polypipe project and technical support		140 - 141
Online technical resources		142 - 143
Enabling sustainable building technology		144
Literature		145

# Company overview

Polypipe is the UK market leader in the design, development and manufacture of plastic piping systems for civils and infrastructure projects.



## Civils and Infrastructure

At Polypipe we provide advanced holistic solutions and unrivalled technical support to help our customers meet today's construction challenges. With our civil engineering expertise, we lead the way in replacing traditional materials like concrete or clay with high performance, engineered, thermoplastic solutions for a variety of project types. Whether it's a highway scheme such as the M25 road widening, an airport like Heathrow Terminal 5 or a capital works scheme such as Gulls Way in the Wirral for Welsh Water, we offer a comprehensive range of solutions, including surface water drainage, sewerage systems, cable protection and water management solutions.

## Water management solutions

The demand for comprehensive water management solutions has never been more pressing. Extreme rainfall events, driven by climate change, are becoming more frequent. In response, the Government has introduced new legislation. The Floods and Water Management Act 2010 sets out new ways to manage surface water via sustainable drainage systems (SuDS). We have responded to this challenging market by developing intelligently engineered, holistic water management solutions. These include geocellular and large diameter pipe systems for retention, attenuation and infiltration applications, surface water treatment products and rainwater re-use solutions, all supported by in-house Design, Technical, Fabrication and Product Support Teams.

## Contents

SECTION 1	Polypipe Civils	
	The company overview	4 - 5
	Technical services and support	6 - 7
	Our markets	8 - 9
	Plastics vs legacy materials	10 - 11
	The growing importance of SuDS	12 - 13
	Legislation and regulations	14
	Process integration	15
	The complete picture	16 - 17
	Drainage and SuDS – Selection and design	18 - 19

# Technical services and support

Our industry expertise and knowledgeable Technical Solutions Team allow us to provide an unrivalled level of technical support for your project.



We work closely with our customers to help guide them through current legislation and complex building regulations. We also assist in selecting the right product ranges to meet with individual project requirements and can help develop a fully engineered system for more challenging project needs.

## The calibre of our people

We place a huge emphasis on the knowledge and experience of the people we employ, offering unparalleled customer service to ensure your project receives the best possible solution. Our team includes fully qualified design engineers who offer detailed specification guidance and both fabrication and installation specialists. We are also members of influential bodies such as the British Plastics Federation and Construction Products Association and work closely with organisations such as DEFRA, CIRIA and Constructing Excellence, ensuring we are always closely involved with industry drivers.

## Design

From the outset, our Design Team bring their technical expertise and experience to bear, providing assistance with hydraulic, structural and flotation calculations supported by system CAD designs and specifications.

## Installation guidance

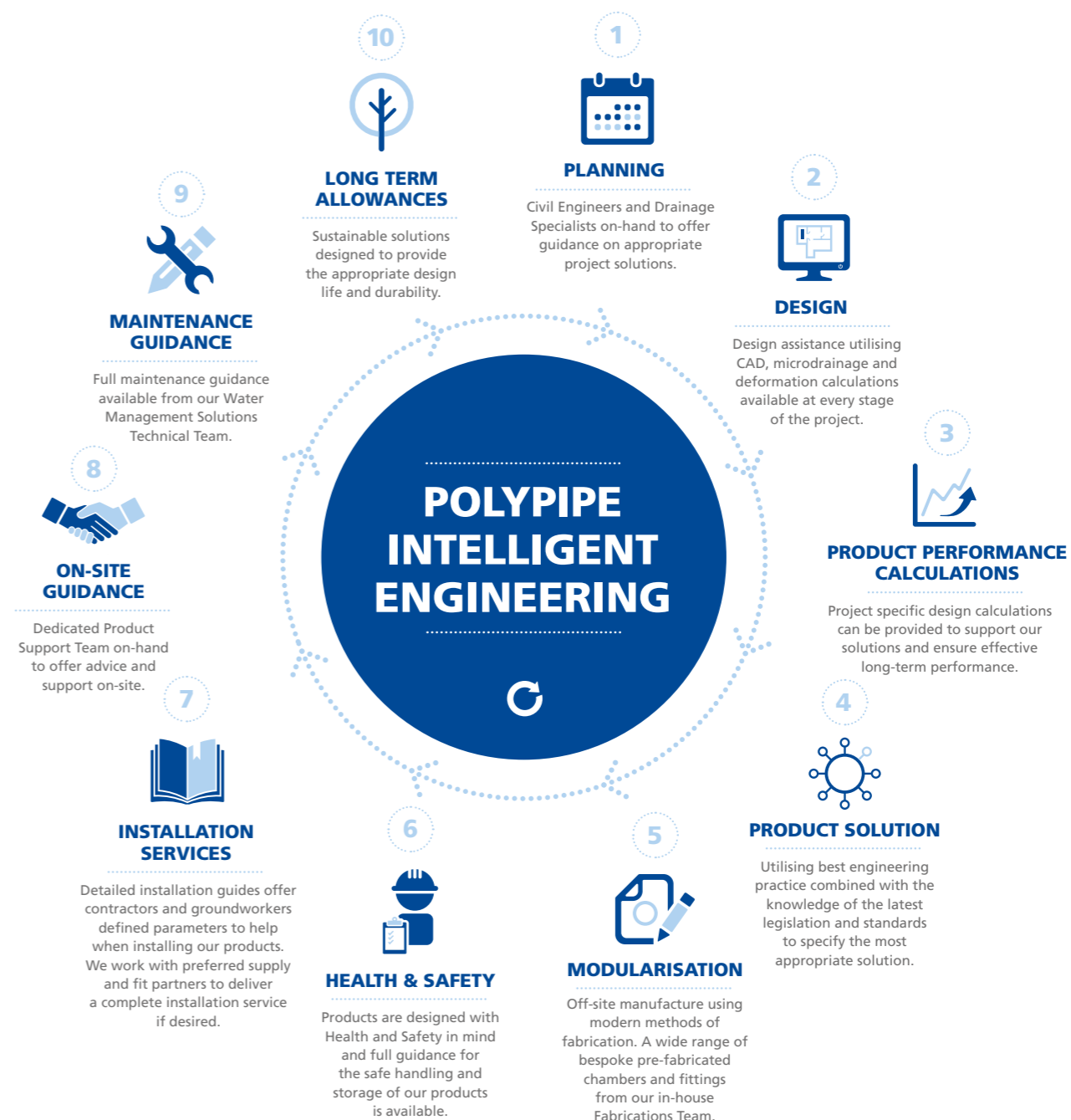
Providing guidance at the critical installation stage, co-ordinating deliveries and ensuring the most cost and time efficient pathways to completion.

## Bespoke fabrication

We are unique in having our own in-house fabrication unit. In the 2600m<sup>2</sup> facility, our skilled and highly experienced technicians deliver modular engineered drainage and water management systems. These are provided ready-to-install, maximising the benefits of pre-fabrication, for ease of delivery and reduced installation time on-site.

## Guidance and support

We are here to offer you the support you need at every stage of your project. Our extensive product literature, including product datasheets and technical manuals, are readily available from our website [www.polypipe.com/toolbox](http://www.polypipe.com/toolbox) or you can call our Technical Team for a rapid response to all enquiries on **+44 (0) 1509 615100**.



## Our markets

At Polypipe, we pride ourselves on the versatility of our product range, providing systems and solutions to the commercial, industrial, retail, infrastructure, residential and utilities market sectors.



### Commercial and Public

We provide complete solutions for a range of commercial, public, industrial and retail projects with product solutions engineered for large commercial buildings, schools, hospitals, car parks, shopping centres and industrial developments. We have innovative products and systems for every project – from below ground ventilation, sewer and drainage systems to managing surface water, storing and reusing it as an alternative to mains supply.

### Rail

Our trackside and station solutions for surface water drainage, water management and cable protection have been installed in a number of important rail infrastructure projects such as London Bridge Station. Our products and systems are designed to ensure a quick installation to minimise track closures, improve Health and Safety during handling and installation and where possible, they carry Network Rail PADS approval.

### Power

Polypipe is the UK's leading supplier to the power utilities industry and our products are favoured by Distribution Network Operations (DNO) companies. Our range includes cable protection that complies with ENATS 12-24 Classes 1, 2 and 3 as well as above ground solutions, such as Cable Guards and Hockey Sticks.

### Roads and Highways

We offer a full range of both surface water drainage and cable protection BBA HAPAS approved systems, conforming to Highways England standards and specifications to meet the needs of motorways and highway projects. Our Ridgidrain surface water drainage system is quick to install due to being lighter in weight and available in longer lengths, compared to concrete alternatives, speeding up installation to reduce road/lane closures. Our Motorway Comms cable protection systems are also quick and easy to install and come in longer lengths to minimise joints and the risk of water ingress.



### Residential

We have a range of adoptable drainage, sewer and water management solutions to suit any size of development. Our Polysewer, Ridgisewer and Ridgistorm-XL piping systems offer a water company approved solution for Section 104 agreements. Whilst our Permavoid and Polystorm geocellular systems extend the choice for water management further and can be used in conjunction with soft SuDS to enhance the biodiversity of a development.

### Water

We offer a complete range of chemical resistant piping systems to meet the requirements of the water industry, from smaller sized pipes such as Polysewer and Ridgisewer, to large diameter Ridgistorm-XL. Our systems are perfectly suited to surface water, sewer and combined sewer applications and are fully compliant with Sewers for Adoption, 7th Edition and are accepted for use by all UK water companies.

### Ports and Harbours

We offer a range of drainage, water management and cable protection systems engineered for the requirements of airports, ports and harbours. Whether its capturing water, storing it, reusing it, or draining it away, all our products have been manufactured with a high degree of durability, versatility and strength – particularly for coping with increased traffic loading as well as carrying away high volumes of standing water on airport tarmacs.

### Agriculture

Our Landcoil land drainage pipe range is designed to aid the successful management of land water. In addition, Ridgistorm-XL, Ridgidrain and Ridgitreat can be used in trench and French drain applications to collect, treat and infiltrate water or take it to another area.

## Plastics vs legacy materials

Using engineered plastics rather than traditional materials such as concrete or clay can lead to innovative project solutions that offer transportation, installation and cost-saving benefits.

### Plastic pipe key benefits

- Lower density weight than legacy materials, lowering transport and installation costs
- Lower modulus means flexibility and reduced risk of breakage
- Strong and lighter weight providing excellent Health and Safety benefits
- Reduced leakage due to longer pipe lengths and high-integrity joint systems
- Can be manufactured from recycled materials
- Proven second life - 100% recyclable
- Ability to use off-site construction techniques to minimise cost and time on-site
- Non-corrosive
- Chemical resistant



### On-site benefits

As thermoplastic pipes are inherently lighter in weight than legacy materials, they are quicker and easier to install. In many circumstances, lighter plant is required to install these products, providing cost savings on-site. Further cost savings are achieved as lighter plant removes the need for temporary access works and prevents damage to road surfaces. Thermoplastic pipes can be **70% cheaper to transport** than equivalent concrete pipes due to their longer lengths and lighter weight. Their lighter weight nature also provides excellent Health and Safety benefits when considering the storage and handling of pipes, making them beneficial to Construction Design Management (CDM) compliance.

### Performance benefits

Typically, concrete pipes are usually supplied in 2.5m lengths. However, thermoplastic pipes can be supplied in lengths all the way up to 12m. Using these longer pipes ensures fewer joints are required along the pipeline, minimising any potential leakage points. In addition, these pipes have integral sockets, excellent jointing systems and are flexible, meaning they are more tolerant to movement of the surrounding soil than legacy pipes. This is a key factor when considering the Water Framework Directive (WFD) and Groundwater Directive legislation, which cites a reduction in diffuse pollution as a critical objective.

### Environmental benefits

Thermoplastics are an integral part of sustainable developments. Lighter and more robust than most legacy materials, they typically **weigh up to 94% less** than their concrete equivalents. Due to this lighter weight nature, thermoplastic pipes and fittings help to reduce energy use and therefore greenhouse gas emissions. Thermoplastic pipes can also be transported in greater volumes than their concrete equivalents. For example, 1km of 450mm thermoplastic drainage pipes from Polypipe only requires three deliveries. Compare this to the twelve deliveries to site that concrete pipes would require, then the cost savings become apparent.

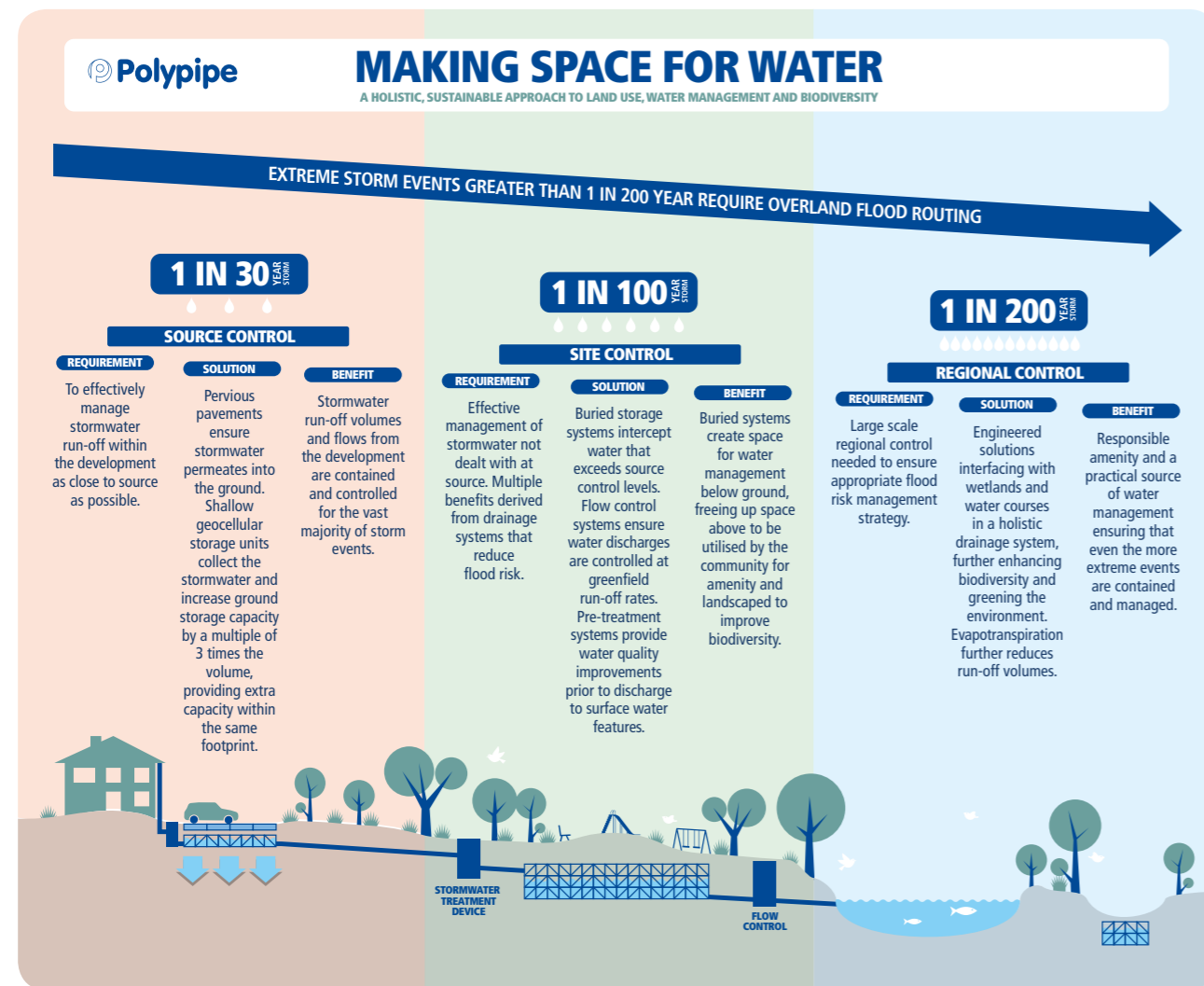
Not only will a reduced number of deliveries provide environmental benefits, but the reduction in vehicle movements on-site also ensures that the associated Health and Safety risks are reduced. We produce pipes and fittings utilising recycled materials where appropriate and all products are 100% recyclable at the end of their useful life.



# The growing importance of SuDS

‘Making Space for Water’ is an integrated, forward-thinking strategy for managing future flood risk in England, first published in 2004.

Among its many recommendations is the adoption of a ‘joined-up’ approach to drainage management in high-risk urban areas and the widespread use of sustainable drainage systems (SuDS) to control the rate at which rainwater runs off paved areas and into sewer networks and rivers.



The challenge each developer faces, on both greenfield and brownfield developments, is what to do with the excess run-off generated by the development which has to be retained in and around the site. BS8533:2011, ‘Assessing and Managing Flood Risk in Development Code of Practice’, has been created to help designers analyse flood risk and to guide the selection of appropriate flood risk management solutions.

Soft SuDS alone may not provide sufficient storage on certain sites due to space constraints, particularly driven by the housing density requirements in PPS3:Housing. Our systems can help address these challenges, providing an effective controlled retention, attenuation or infiltration system to suit site specific requirements.

Government planning policy has defined the need for sustainable drainage systems (SuDS) to ensure that flood risk is taken into account during all stages of the planning process.

## CIRIA (SuDS Manual)

The SuDS Manual provides guidance on all aspects of the design, construction, operation and maintenance of SuDS. In particular, it places a real emphasis on the use of source control techniques and requires designers to consider pollution removal.

The SuDS Manual defines that a sustainable drainage system should consider certain basic requirements, including:

- Run-off from a developed area should be no greater than the run-off prior to development
- Run-off from a developed area should not result in any down-grading of downstream watercourses or habitat
- Consideration should be given at the development feasibility stage to water resource management and control in the developed area
- Run-off should replicate as far as possible the natural response of the site to rainfall

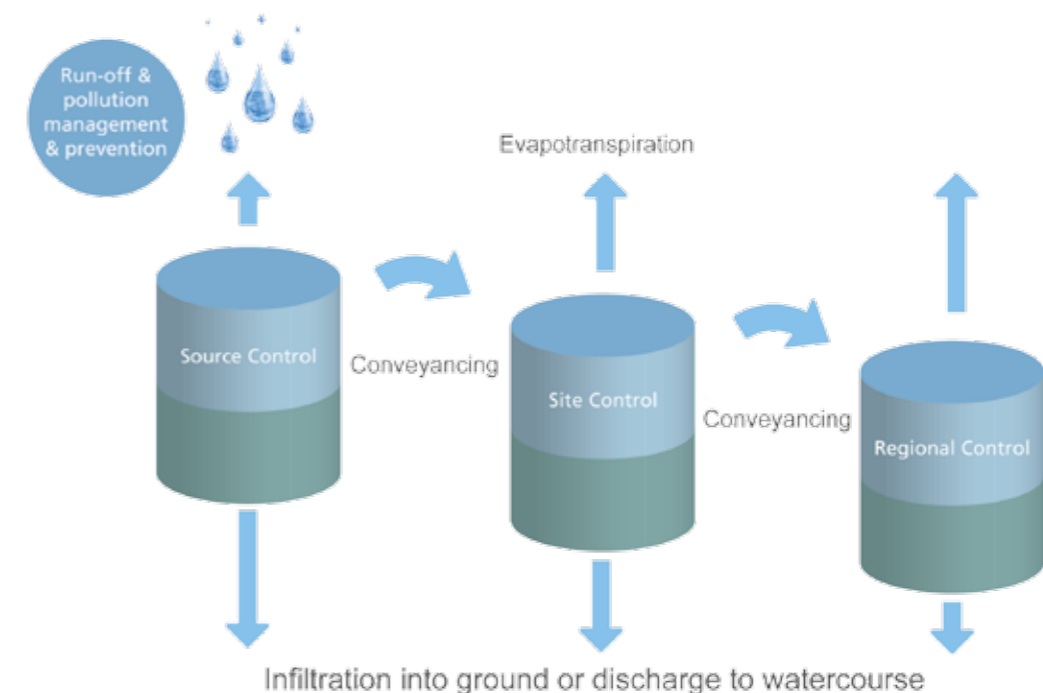
Urbanisation has led to increasing negative impacts on the environment, in particular pollution. Depending on the land use, the following typical surface pollutants can be found in surface water run-off:

- Hydrocarbons and oils
- Sediments
- Heavy metals
- Fertilisers and pesticides
- Salts
- Animal wastes
- Pathogens

Traditionally, pollutants are collected from impermeable surfaces into the drainage systems and treated downstream via large, deep, in-line separators that are typically designed to treat the first ‘flush’ only. Emulsified oils and hydrocarbons can still be discharged downstream, the discharged oil and hydrocarbons constitutes a major pollution source and is a serious threat to groundwater sources.

## The SuDS Management Train

This is a staged design concept used in sustainable drainage systems (SuDS) which controls volume and quality of surface water run-off.



# Legislation and regulations

We understand how important it is to keep up to date with legislation. That is why our advice and system selection is informed by the very latest regulations and standards.

## Water Framework Directive

The Water Framework Directive (WFD) is a piece of EU legislation to improve water quality in watercourses and coastal areas. It identifies the treatment of pollution at source as one of the most effective ways of reducing pollution and improving water quality. Our geocellular solutions can meet that challenge by integrating a number of surface water treatment and water management control systems into your attenuation and soakaway structures at source.

## Flood and Water Management Act 2010 (amended 2012)

The Flood and Water Management Act (FWMA) came into effect in 2010 with the aim to mitigate flood risk and improve water management. As part of the Act, Schedule 3 requires new developments to implement sustainable drainage systems (SuDS) on all new developments using natural and proprietary features in place of conventional drainage, to reduce surface water run-off, mitigate flood risk and improve water quality.

## Building Regulations

Building Regulations Approved Document H3 requires rainwater to be either stored in a tank or discharged in the following order:

1. Soakaway or other infiltration
2. Rivers and watercourses
3. Direct to sewers

Many developments are being built on land that is not suitable for infiltration. Brownfield sites, sites with contaminated ground, high water tables, poor percolation and with natural aquifers are all examples of this. Rivers and watercourses are not always in close proximity/reasonable construction distance from the site, resulting in a very large number of sites still having to utilise mains sewer connections as their only viable means of stormwater discharge.

## Lead Local Flood Authorities

The Flood and Water Management Act (FWMA) 2010 requires the Lead Local Flood Authority (LLFA) to be responsible for co-ordinating flood risk management within its area. They have the responsibility for managing the risk of flooding from surface water, groundwater and ordinary watercourses and for developing, maintaining and applying a strategy for local flood risk management. LLFA's are also responsible for maintaining a register of significant flood risk assets.

It is a requirement under the FWMA that LLFA's develop a local flood risk strategy focused on local issues. The strategy should incorporate effective and robust surface water drainage systems for new developments in accordance with SuDS principles.

## National Planning Policy Framework (NPPF)

The NPPF requires that development is undertaken in a sustainable manner and has a presumption in favour of sustainable development. The systems should be designed to control surface water run-off close to where it falls and mimic natural drainage as closely as possible to:

- Reduce the causes and impacts of flooding
- Remove pollutants from urban run-off at source
- Combine water management with green space with benefits for amenity, recreation and wildlife

Information on how this should be applied is provided in the DEFRA non-statutory technical standards for sustainable drainage systems (SuDS).

## Local Planning Authorities (LPAs)

When determining planning applications, LPAs should ensure that any new or redevelopment avoids flood risk to people and property, does not increase flood risk elsewhere and mitigates any flood risk taking into account of the impacts of climate change.

The LPA will be required to consult with the LLFA as a statutory consultee on major developments with surface water drainage requirements along with other statutory and non-statutory consultees as required.

# Process integration

## BS EN 782:2008

BS EN 782:2008 takes a more integrated view of designing sewer systems in the context of the wider urban drainage system and water environment. It helps engineers understand and implement integrated urban drainage systems and management. The National Annex provides information on how to incorporate BS EN 782:2008 practices within the UK.

## BS 8582:2013

This Code of Practice is for surface water management for development sites. The standard has been developed to support:

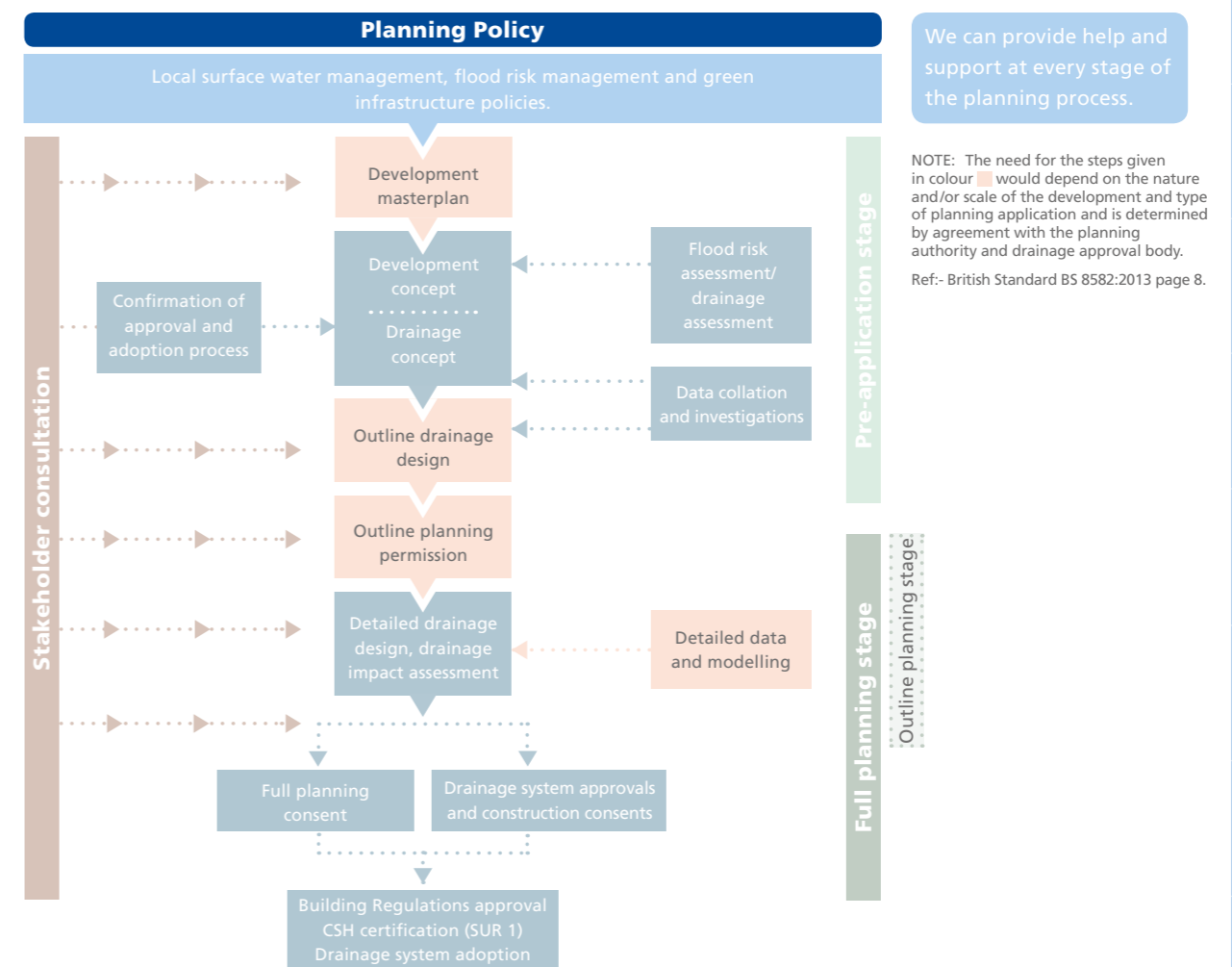
- Planners and drainage approval bodies: In setting consistent drainage criteria and principles (for new

developments and redevelopments) that deliver effective surface water flood risk management as sustainably as possible, while contributing towards the delivery of relevant environmental, sustainability and urban design planning objectives for the site and local area.

- Designers: In planning and implementing safe, robust surface water management systems, that meet the criteria and principles referred to above.

In addition, this standard gives recommendations on the planning, design, construction and maintenance of surface water management systems for new developments and redevelopment sites, focusing on the sustainable management of flood risks arising from surface water run-off.

The diagram below demonstrates pertinent links between the development planning process and the drainage system design process, emphasising the involvement of stakeholders throughout.





# The complete picture for water management and civils and infrastructure projects


We offer the broadest range of plastic piping systems available in the UK. Our complete and comprehensive systems enable a one-stop approach to specification and technical support.

Covering everything from surface water management, treatment, attenuation and infiltration to sewerage and cable protection systems, our range takes into account the complete picture.



**Permavoid**

A sub-base replacement geocellular water management system for use at shallower depths.



**Polystorm**

A geocellular system used for retention, attenuation and infiltration at deeper depths.



**Ridgistorm-XL**

An engineered, large diameter pipe solution for surface water, foul water and combined sewer applications.



**Rainstream**

Rainwater reuse systems for both commercial and residential applications.



**Ridgidrain**

A high strength HDPE surface water drainage piping system, used for surface and sub-surface drainage applications.




**Polysewer**

A PVCu sewer pipe system available in sizes 150-300mm.



**Ridgisewer**

A highly durable and versatile polypropylene sewer pipe system, available in sizes 400-600mm.



**RIDGISTORM Check Chambers**

Flow control chambers available with pre-fabricated Vortex Flow Controllers and Orifice Plates.



**RIDGISTORM Separate**

A range of upstream catchpits and silt traps to separate silt and other particles before entering a drainage system or the environment.



**RIDGISTORM Control Chambers**

A range of pre-fabricated chambers with flow control components such as Gate Valves, Flap Valves and Penstocks.



**RIDGISTORM Access Manholes**

Pre-fabricated manholes to provide easy access into a pipeline.




**RIDGISTORM-X4**

Advanced 4 stage water treatment system.



**Landcoil**

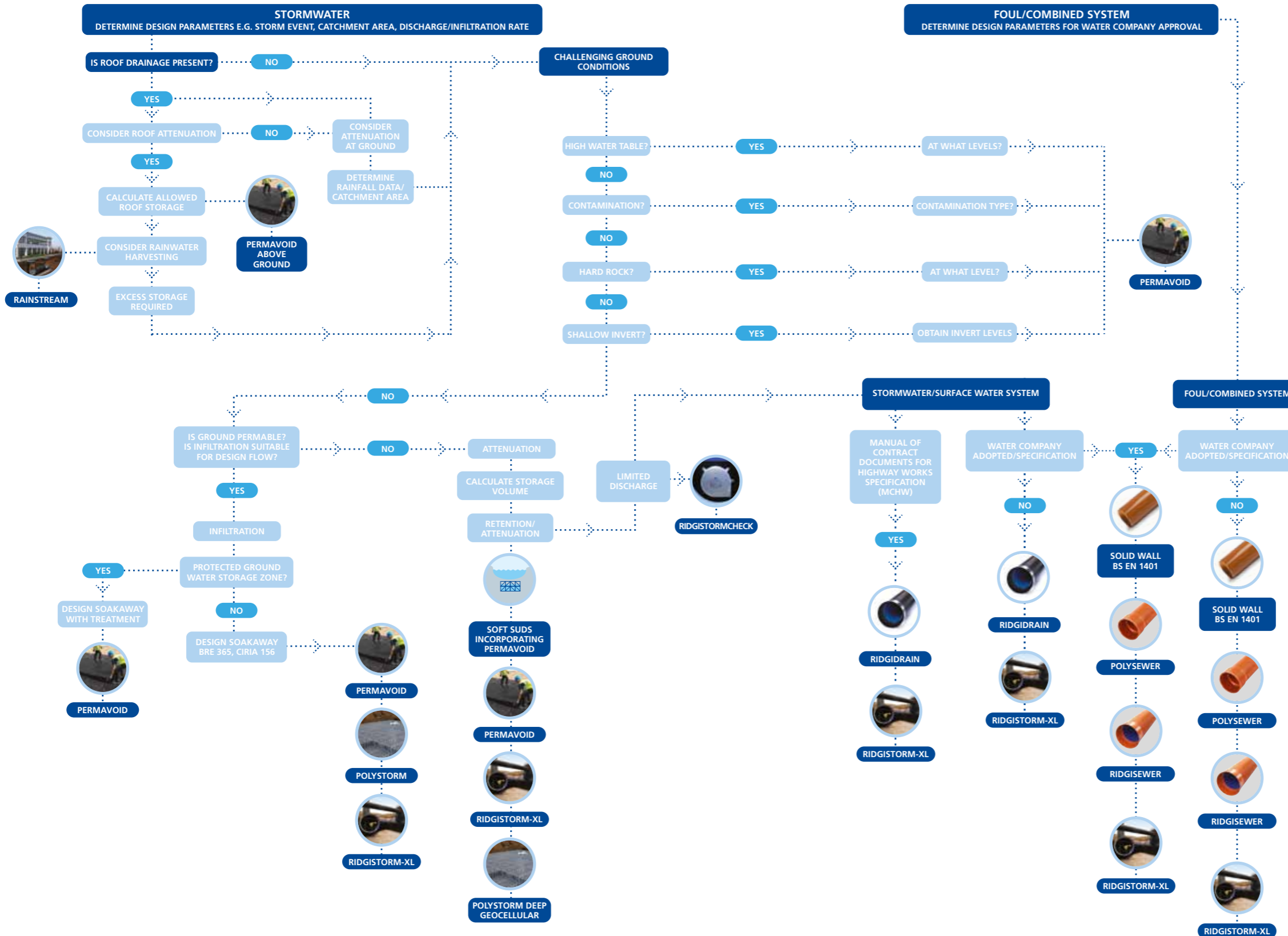
A land drainage system for the management of excess land water.



**Cable protection**

Protects cables and conduits carrying power, motorway communications, lighting and utilities in almost every application.

# Drainage and SuDS - selection and design



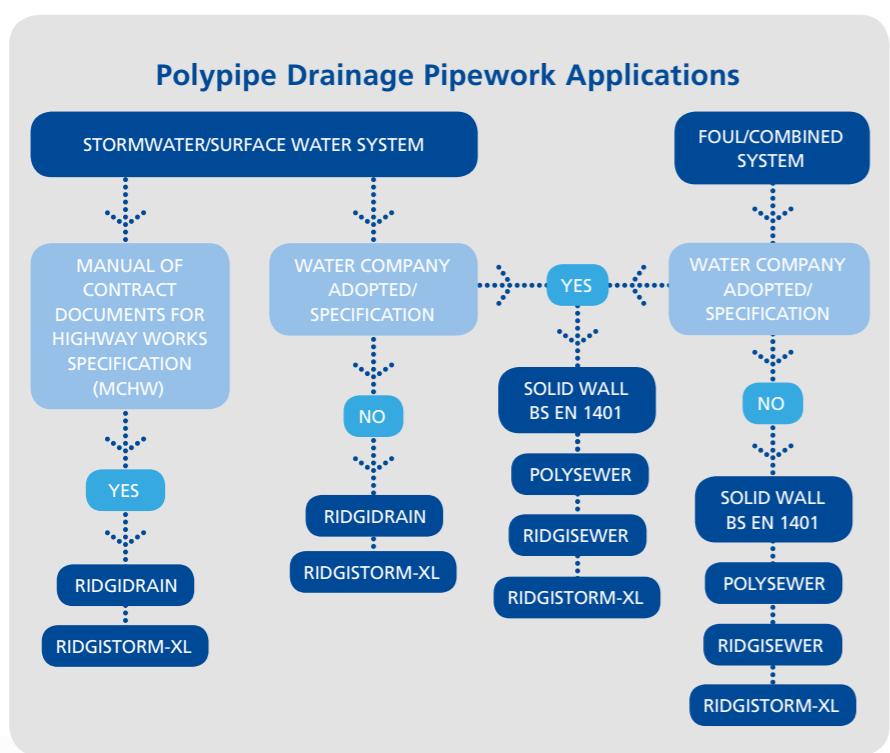
## The right system for the right application

We manufacture modular sustainable drainage products and systems to suit site specific requirements. From Permavoid for rainwater interception and source control at shallower depths through to larger and deeper attenuation, infiltration and carrier systems for adoptable and non-adoptable stormwater systems.

This chart demonstrates all of our water management solutions available, to help determine which option best suits your particular site requirements.

# Ridgidrain overview

Offering increased sustainability without compromise in performance, Ridgidrain is suitable for use in civils and infrastructure non-pressurised surface and sub-surface drainage applications.



**Ridgidrain key benefits**

- Full range of pipes and fittings from 100-600mm
- BBA and BBA HAPAS approved
- Network Rail Parts and Drawing Systems (PADS) approved
- Structured wall design for high ring stiffness and strength
- Manufactured to SN6 with a predicted design life in excess of 60 years
- Non-pressure and leak tested up to 100mm/wg (0.01 bar)
- Smooth bore giving excellent hydraulic properties
- Longer lengths so fewer joints for improved resilience to leakage
- Light weight for reduced transport, installation costs and improved Health and Safety benefits
- Up to 94% lighter than concrete means fewer deliveries to site
- Reduces CO<sub>2</sub> consumed in production, transportation and on-site handling
- Manufactured from 100% recycled material
- Resistant to ground movement and differential settlement
- Integrally socketed in diameters 400-600mm for ease of installation
- Unperforated, half perforated and full perforated options available
- Ridgitrack is available for higher loading applications
- Installation stubs available for improved ease of jointing



## High strength performance

The very first twinwall surface drainage system in the UK with Highways Authority Product Approval Scheme (HAPAS) status, Ridgidrain has a high strength to weight ratio and flexibility to resist high traffic loads. It has a low friction inner wall for improved hydraulics and comes in 6m lengths to significantly reduce the number of joints and risk of leakage. Made from 100% recycled high strength HDPE, using a structured wall design to produce a robust yet flexible pipe, Ridgidrain has a high resistance to the most common chemicals. It offers excellent performance, meaning you get all the benefits of sustainability, strength and lower weight without compromising on long term effectiveness.



(BBA and HAPAS Approved)



(Network Rail Parts and Drawing Systems (PADS) Approved)  
Certificate Number: PA05/05460

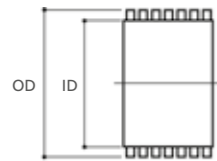
## Applications

- Highways
- Rail
- Airports
- Residential
- Commercial
- Industrial
- Agricultural
- Education

For installation guidance, visit [www.polypipe.com](http://www.polypipe.com) to watch our Drain and Sewer Installation video

## Contents

SECTION 2	Ridgidrain	
	Ridgidrain overview	20 - 21
	Ridgidrain pipes	22
	Ridgidrain end caps, seals & couplings	23
	Ridgidrain bends & junctions	24 - 26
	Ridgidrain reducers, spigots & sockets	27
	Gullies	28 - 29
	Linflex Fin and Narrow Filter Drains	30
	Ridgitreat	31
	Case studies	32 - 33



Ridgidrain plain ended pipe

Order seals separately if required,  
1 coupling, 2 seals per length.



PA05/05460

Ridgidrain Plain Ended Pipes							
Nominal size mm	Code	ID mm	OD mm	Length m	Option	Weight kgm <sup>-1</sup>	Pack qty
100	RD100X6PE*	100	118	6	U	0.75	85
100	RD100X6PEHP*	100	118	6	H	0.75	85
100	RD100X6PEP*	100	118	6	P	0.75	85
150	RD150X6PE/1	150	178	6	U	1.2	36
150	RD150X6PEHP/1	150	178	6	H	1.2	36
150	RD150X6PEP/1	150	178	6	P	1.2	36
225	RD225X6PE/1	225	267	6	U	2.45	14
225	RD225X6PEHP/1	225	267	6	H	2.45	14
225	RD225X6PEP/1	225	267	6	P	2.45	14
300	RD300X6PE/1	300	355	6	U	4.18	9
300	RD300X6PEHP/1	300	355	6	H	4.18	9
300	RD300X6PEP/1	300	355	6	P	4.18	9
375	RD375X6PE/1	375	435	6	U	7.5	5
375	RD375X6PEHP/1	375	435	6	H	7.5	5
375	RD375X6PEP/1	375	435	6	P	7.5	5
400	RD400X6PE/1▲	400	458	6	U	8.13	5
400	RD400X6PEHP/1▲	400	458	6	H	8.13	5
400	RD400X6PEP/1▲	400	458	6	P	8.13	5
450	RD450X6PE/1▲	450	523	6	U	9.3	1
450	RD450X6PEHP/1▲	450	523	6	H	9.3	1
450	RD450X6PEP/1▲	450	523	6	P	9.3	1
500	RD500X6PE/1▲	500	576	6	U	12.25	1
500	RD500X6PEHP/1▲	500	576	6	H	12.25	1
500	RD500X6PEP/1▲	500	576	6	P	12.25	1
600	RD600X6PE/1▲	600	700	6	U	17.5	1
600	RD600X6PEHP/1▲	600	700	6	H	17.5	1
600	RD600X6PEP/1▲	600	700	6	P	17.5	1

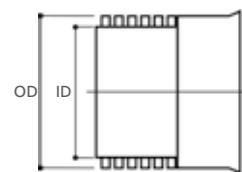
Sizes 750-3000mm are available as Ridgistorm-XL, please see Section 3 for further information.

\* Black inner wall.

▲ Made to order and subject to lead times.

U = Unperforated H = Half perforated P = Fully perforated

Weights are nominal.



Ridgidrain integrally socketed pipe

Order seals separately if required, 1 per length.



PA05/05460

Ridgidrain Integrally Socketed Pipes							
Nominal size mm	Code	ID mm	OD mm	Length m	Option	Weight kgm <sup>-1</sup>	Pack qty
400	RD400X6/1	400	458	6	U	8.0	5
400	RD400X6HP/1	400	458	6	H	8.0	5
400	RD400X6P/1	400	458	6	P	8.0	5
450	RD450X6/1	450	523	6	U	9.0	1
450	RD450X6HP/1	450	523	6	H	9.0	1
450	RD450X6P/1	450	523	6	P	9.0	1
500	RD500X6/1	500	576	6	U	12.0	1
500	RD500X6HP/1	500	576	6	H	12.0	1
500	RD500X6P/1	500	576	6	P	12.0	1
600	RD600X6/1	600	700	6	U	14.0	1
600	RD600X6HP/1	600	700	6	H	14.0	1
600	RD600X6P/1	600	700	6	P	14.0	1

Sizes 750-3000mm are available as Ridgistorm-XL, please see Section 3 for further information.

U = Unperforated H = Half perforated P = Fully perforated

Weights are nominal.

Internal End Caps		
Nominal size mm	Code	Pack qty
100	EC1059INT	10
150	EC1778INT	10
225	EC5064INT	10
300	EC6010INT	10

External Sealable End Caps		
Nominal size mm	Code	Pack qty
100	EC100 ▲	10
150	EC150 ▲	10
225	EC225 ▲	10
300	EC300 ▲	10
375	EC375 ▲	10
400	EC400 ▲	10
450	EC450 ▲	10
500	EC500 ▲	10
600	EC600 ▲	10

▲ Made to order and subject to lead times.

Plastic Tub of Lubricant		
Size kg	Code	Pack qty
1	LUBX1	12
2.5	LUBX2.5	4

Ridgidrain Seals		
Nominal size mm	Code	Pack qty
100	SRD100	170
150	SRD150	36
225	SRD225	14
300	SRD300	8
375	SRD375	10
400	SRD400/1	2
450	SRD450/1	2
500	SRD500/1	2
600	SRD600/1	2

Ridgidrain Nitrile Seals		
Nominal size mm	Code	Pack qty
100	SRD100NIT ▲	170
150	SRD150NIT ▲	36
225	SRD225NIT ▲	14
300	SRD300NIT ▲	8
375	SRD375NIT ▲	10
400	SRD400NIT/1 ▲	2
450	SRD450NIT/1 ▲	2
500	SRD500NIT/1 ▲	2
600	SRD600NIT/1 ▲	2

▲ Made to order and subject to lead times.  
Typically used where soil contains certain chemicals. Please send soil reports to our Technical Team.

Ridgidrain Double Socket Couplings				
Nominal size mm	Code	A mm	B mm	Pack qty
100	CRD100	140	133	43
150	CRD150	185	186	18
225	CRD225	260	289	7
300	CRD300	280	379	3
375	CRD375	335	460	1
400	CRD400DS/1	400	475	1
450	CRD450DS/1	435	540	1
500	CRD500DS/1	489	589	1
600	CRD600DS/1	560	719	1

Slip couplings available on request.



Ridgidrain internal end caps

Not suitable for air tests.  
Manufactured from polyethylene.



Plastic tub of lubricant

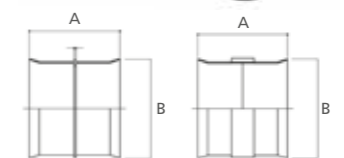


Ridgidrain sealing rings

EPDM seals to BS EN 681:Part 1 as standard.  
Optional nitrile seals are available, but may be subject to order quantities and lead times.



PA05/05460



Ridgidrain double socket couplings

Order seals separately if required,  
2 per coupling.



PA05/05460



Ridgidrain 11.25° & 15° bends  
Order seals separately if required, 2 per bend.



PA05/05460



Ridgidrain 22.5° & 30° bends  
Order seals separately if required, 2 per bend.



PA05/05460



Ridgidrain 45° bends  
Order seals separately if required, 2 per bend.



PA05/05460

## Ridgidrain 11.25° &amp; 15° Bends

Nominal size mm	Code	Pack qty
100	BRD100X11.25	10
150	BRD150X15	10
225	BRD225X11.25	1
300	BRD300X11.25	1
375	BRD375X11.25	1
400	BRD400X11.25/1	1
450	BRD450X11.25/1	1
500	BRD500X11.25/1	1
600	BRD600X11.25/1	1

Sizes 750-3000mm are available as Ridgistorm-XL, please see Section 3 for further information. Some bends are made to order and are subject to lead times.

## Ridgidrain 22.5° &amp; 30° Bends

Nominal size mm	Code	Pack qty
100	BRD100X22.5	10
150	BRD150X30	10
225	BRD225X22.5	1
300	BRD300X22.5	1
375	BRD375X22.5	1
400	BRD400X22.5/1	1
450	BRD450X22.5/1	1
500	BRD500X22.5/1	1
600	BRD600X22.5/1	1

Sizes 750-3000mm are available as Ridgistorm-XL, please see Section 3 for further information. Some bends are made to order and are subject to lead times.

## Ridgidrain 45° Bends

Nominal size mm	Code	Pack qty
100	BRD100X45	10
150	BRD150X45	10
225	BRD225X45	1
300	BRD300X45	1
375	BRD375X45	1
400	BRD400X45/1	1
450	BRD450X45/1	1
500	BRD500X45/1	1
600	BRD600X45/1	1

Sizes 750-3000mm are available as Ridgistorm-XL, please see Section 3 for further information. Some bends are made to order and are subject to lead times.

This brochure incorporates the most common bends and junctions. Bends and junctions incorporating other angles and diameters are available as specials. Manholes, catchpits, soakaways, ducting drawpits, pumping chambers and specialist items manufactured to customer specifications are also available. For further information, see Section 4 or contact our Technical Team on **+44 (0) 1509 615100**.

## Ridgidrain 87.5° &amp; 90° Bends

Nominal size mm	Code	Pack qty
100	BRD100X87.5	10
150	BRD150X87.5	10
225	BRD225X90	1
300	BRD300X90	1
375	BRD375X90	1
400	BRD400X90/1	1
450	BRD450X90/1	1
500	BRD500X90/1	1
600	BRD600X90/1	1

Sizes 750-3000mm are available as Ridgistorm-XL, please see Section 3 for further information. Some bends are made to order and are subject to lead times.

## 45° Ridgidrain Junctions

Nominal size A mm	Nominal size B mm	Code	Pack qty
100	100	JRD100100Y	10
150	100	JRD150100Y	5
150	150	JRD150150Y	5
225	100	JRD225100Y	1
225	150	JRD225150Y	1
225	225	JRD225225Y	1
300	100	JRD300100Y	1
300	150	JRD300150Y	1
300	225	JRD300225Y	1
300	300	JRD300300Y	1
375	100	JRD375100Y	1
375	150	JRD375150Y	1
375	225	JRD375225Y	1
375	300	JRD375300Y	1
375	375	JRD375375Y	1
400	100	JRD400100Y/1	1
400	150	JRD400150Y/1	1
400	225	JRD400225Y/1	1
400	300	JRD400300Y/1	1
400	400	JRD400400Y/1	1
450	100	JRD450100Y/1	1
450	150	JRD450150Y/1	1
450	225	JRD450225Y/1	1
450	300	JRD450300Y/1	1
450	375	JRD450375Y/1	1
450	450	JRD450450Y/1	1
500	100	JRD500100Y/1	1
500	150	JRD500150Y/1	1
500	225	JRD500225Y/1	1
500	300	JRD500300Y/1	1
500	375	JRD500375Y/1	1
500	400	JRD500400Y/1	1
500	500	JRD500500Y/1	1
600	100	JRD600100Y/1	1
600	150	JRD600150Y/1	1
600	225	JRD600225Y/1	1
600	300	JRD600300Y/1	1
600	450	JRD600450Y/1	1
600	600	JRD600600Y/1	1

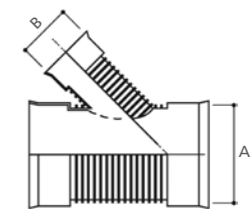
Sizes 750-3000mm are available as Ridgistorm-XL, please see Section 3 for further information. Other sizes available on request. Some junctions are made to order and are subject to lead times.



Ridgidrain 87.5° & 90° bends  
Order seals separately if required, 2 per bend.

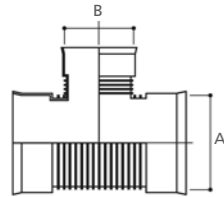


PA05/05460



Ridgidrain 45° junctions  
All junctions are triple socketed. Order seals and couplings separately.





## Ridgidrain 90° junctions

All junctions are triple socketed.  
Order seals and couplings separately.



90° Ridgidrain Junctions			
Nominal size A mm	Nominal size B mm	Code	Pack qty
100	100	JRD100100T	10
150	100	JRD150100T	10
150	150	JRD150150T	1
225	100	JRD225100T	1
225	150	JRD225150T	1
225	225	JRD225225T	1
300	100	JRD300100T	1
300	150	JRD300150T	1
300	225	JRD300225T	1
300	300	JRD300300T	1
375	100	JRD375100T	1
375	150	JRD375150T	1
375	225	JRD375225T	1
375	300	JRD375300T	1
375	375	JRD375375T	1
400	100	JRD400100T/1	1
400	150	JRD400150T/1	1
400	225	JRD400225T/1	1
400	300	JRD400300T/1	1
400	400	JRD400400T/1	1
450	100	JRD450100T/1	1
450	150	JRD450150T/1	1
450	225	JRD450225T/1	1
450	300	JRD450300T/1	1
450	375	JRD450375T/1	1
450	450	JRD450450T/1	1
500	100	JRD500100T/1	1
500	150	JRD500150T/1	1
500	225	JRD500225T/1	1
500	300	JRD500300T/1	1
500	375	JRD500375T/1	1
500	500	JRD500500T/1	1
600	100	JRD600100T/1	1
600	150	JRD600150T/1	1
600	225	JRD600225T/1	1
600	300	JRD600300T/1	1
600	450	JRD600450T/1	1
600	600	JRD600600T/1	1

Sizes 750-3000mm are available as Ridgistorm-XL, please see Section 3 for further information.  
Other sizes available on request. Some junctions are made to order and are subject to lead times.

## Ridgidrain Level Invert Reducers

Nominal size A mm	Nominal size B mm	Code
150	100	ARD150100
225	150	ARD225150
300	150	ARD300150
300	225	ARD300225
375	225	ARD375225
375	300	ARD375300
400	150	ARD400150/1
400	225	ARD400225/1
400	300	ARD400300/1
400	375	ARD400375/1
450	150	ARD450150/1
450	225	ARD450225/1
450	300	ARD450300/1
450	375	ARD450375/1
450	400	ARD450400/1
500	225	ARD500225/1
500	300	ARD500300/1
500	375	ARD500375/1
500	400	ARD500400/1
500	450	ARD500450/1
600	100	ARD600100/1
600	150	ARD600150/1
600	225	ARD600225/1
600	300	ARD600300/1
600	375	ARD600375/1
600	450	ARD600450/1
600	500	ARD600500/1

Some junctions are made to order and are subject to lead times.

## Ridgidrain to BS EN 1401 Spigot and Socket

Description	Code	Pack qty
100mm Ridgidrain socket to 110mm BS EN 1401 spigot	ARD100110	10
150mm Ridgidrain socket to 160mm BS EN 1401 spigot	ARD150160	10
100mm Ridgidrain socket to 110mm BS EN 1401 socket	ARD100110 & UG401	10
150mm Ridgidrain socket to 160mm BS EN 1401 socket	ARD150160 & UG601	10

Order seals separately if required.

## Ridgidrain to Super Clay Socket


Description	Code	Pack qty
100mm Ridgidrain socket to 100mm Super Clay socket	ARD100110 & UG434	10
150mm Ridgidrain socket to 150mm Super Clay socket	ARD150160 & UG634	10

Some sockets are made to order and subject to lead times.  
Order seals separately if required.

## Ridgidrain to Thick Clay Socket

Description	Code	Pack qty
100mm Ridgidrain socket to 100mm Thick Clay socket	ARD100110 & UG486	10
150mm Ridgidrain socket to 150mm Thick Clay socket	ARD150160 & UG696	10

Some sockets are made to order and subject to lead times.  
Order seals separately if required.



## Ridgidrain level invert reducers

Order seals separately if required.



PA05/05460



ARD150160



ARD100110



UG634



UG696



## Ridgigully

A high quality, light, easy to handle and install alternative to heavy concrete gullies. Ridgigully is manufactured in durable HDPE in 2 sizes. Ridgigully is suitable for both trapped and untrapped systems with a 160mm spigot outlet as standard, which is easily adapted using the multi adaptor (ARG multi) to Ridgidrain, Polysewer and other pipe systems. A range of accessories are available, including gully risers that key into the gully and eliminate the need for brickwork to finish level.

### Ridgigully key benefits

- Unique, patented screw thread corrugations
- Light in weight with superior strength
- Effective keying into the concrete surround
- Nested gullies lock together for easy handling, transportation and safer storage on-site
- BBA approved



(Applies to Ridgigully only)

Ridgigully					
Description	Code	Diameter mm	Depth mm	Capacity litres	Pack qty
750mm Ridgigully	RG450750	450	750	80	12
900mm Ridgigully	RG450900	450	900	104	12
BS EN 1401 Coupling	UG602	160	-	-	-
Multi Adaptor	ARGMulti	-	-	-	20



## Ridgiflex

Ideal for flexible gully connections, 150mm single wall corrugated Ridgiflex has the same external profile as Ridgidrain. Available in 25m coils, it is compatible with standard Ridgidrain fittings.

Ridgiflex Gully Connection Pipe			
ID mm	OD mm	Code	Length m
150	178	RF150X25	25



## Midigully

Midigully is an ideally sized gully for domestic and smaller capacity industrial and commercial applications.

### Midigully key benefits

- Manufactured in durable HDPE
- Spigot outlet, suitable for connection to 110mm BS EN 1401 sockets that can also be adapted to 100mm Ridgidrain
- Nested gullies lock together for easy handling, transportation and safer storage on-site
- A range of adaptors available
- Optional aluminium silt buckets and cast iron gratings

Midigully				
Code	Diameter mm	Depth mm	Capacity litres	Pack qty
RG300600	300	600	24	36

Midigully Accessories	
Description	Code
110mm BS EN 1401 coupling	UG402 ▲
Silt Bucket	RGSB ▲
Grating	RGG ▲

▲ Made to order and subject to lead times.



Gully Chute

## Gully Chutes and large diameter gullies

Gully Chutes, larger diameter gullies and sumpless gullies are also available where larger flow rates are required, or an interface with slot drains or dished channels is required. For further information on our fabrication capabilities and benefits, please see Section 4, or contact our Technical Team on **+44 (0) 1509 615100**.



## Linflex Fin and Narrow Filter Drains

Linflex Fin and Narrow Filter Drains provide drainage for both surface and sub-surface water. For applications where sub-surface only drainage is required, e.g. low capacity drainage for keeping water out of road structures, Fin and Narrow Filter Drains may be used as an alternative. These products are for use in edge-of-pavement drains for collection and/or disposal of sub-surface water in accordance with the requirements of Highways England.

### Linflex Fin and Narrow Filter Drains key benefits

- Reduced requirement for aggregate
- Elimination of stone scatter by vehicles
- Reduced possibility of water logging of road base due to surface water inflow
- Manufactured to meet Highways England requirements (MCHW, Volume 3, Drawings F18, F19 and F20)
- Available in Type 6 and Type 8 configurations



Linflex Type 6 Fin Drain



Linflex Type 8 Narrow Filter Drain



## Linflex Type 6 Fin Drain

PVCu perforated corrugated pipe to BS 4962:1989 supplied assembled with a composite plastic fin of two layers of geotextile separated by a plastic core. The geotextile is a non-woven fabric of heat-bonded polypropylene/polyethylene filaments. The product is delivered to site in a polyethylene protective wrapper for UV protection. Linflex Type 6 Fin Drain is manufactured in accordance with MCHW, Volume 1, sub-clause 514.

Linflex Type 6 Fin Drain

Nominal size mm	Code	Length m	Fin Depth mm	Coupling code
80	FD80X12.5X600 ▲	12.5	600	DC80M
80	FD80X12.5X750 ▲	12.5	750	DC80M
80	FD80X12.5X900 ▲	12.5	900	DC80M
100	FD100X12.5X600 ▲	12.5	600	DC100M
100	FD100X12.5X750 ▲	12.5	750	DC100M
100	FD100X12.5X1000 ▲	12.5	1000	DC100M
160	FD160X12.5X600 ▲	12.5	600	DC160M
160	FD160X12.5X750 ▲	12.5	750	DC160M

▲ Made to order and subject to lead times.

## Linflex Type 8 Narrow Filter Drain

Single wall PVCu perforated corrugated pipe to BS 4962:1989 supplied in geotextile which is a non-woven fabric of heat-bonded polypropylene/polyethylene filaments. The product is delivered to site in a polyethylene protective wrapper for UV protection. Linflex Type 8 Narrow Filter Drain is manufactured in accordance with MCHW, Volume 1, sub-clause 515.

Linflex Type 8 Narrow Filter Drain

Nominal size mm	Code	Length m	Coupling code
60	GE60150 ▲	150	DC60
80	GE80100 ▲	100	DC80M
100	GE100100 ▲	100	DC100M
160	GE16045 ▲*	45	DC160M


▲ Made to order and are subject to lead times.  
\* Not BBA approved.

## Ridgitreat

Ridgitreat surface water treatment pipes are designed to complement the existing Ridgidrain range when using a treatment infiltration solution. It comprises of a perforated HDPE plain ended Ridgidrain twinwall surface water pipework, wrapped in Permafilter Geotextile. The semi-permeable Permafilter Geotextile is engineered to catch, filter and break down hydrocarbon deposits such as oil and petrol from surface water, before infiltrating into the surrounding soil. The Permafilter geotextile provides a habitat for naturally occurring micro-organisms that feed on the trapped oil, removing pollutants through biodegradation, extending the product's design life beyond that which is expected with a generic geotextile. The oil retention capability is 800 ml/linear metre.

### Applications

- Rail
- Commercial
- Car Parks
- Leisure
- Highways
- Retail



PA05/05460

(Approvals for Ridgidrain)

### Ridgitreat key benefits

- A range of pipes and fittings available from 100-300mm
- Ridgidrain is BBA and BBA HAPAS approved
- Ridgidrain is Network Rail Parts and Drawing Systems (PADS) approved
- Captures residual hydrocarbons and removes pollutants by biodegradation
- Enhances water quality when used as part of a source control sustainable drainage system and eliminates the need for end of line petrol interceptors
- Structured wall design for high ring stiffness and strength
- Smooth bore giving excellent hydraulic properties
- EPDM sealing rings
- Longer lengths so fewer joints for improved resilience to leakage
- Light weight for reduced transport/installation costs and improved Health and Safety benefits
- Incorporates recycled plastic
- Resistant to ground movement and differential settlement



Microscopic view of self-maintaining eco-system

Oil retention capability is 800 ml/linear metre.

Ridgitreat Plain Ended Pipe

Nominal size mm	Code	Length m	Weight kg	Coupling code
100	RDT100X6PEP	6	5	CRD100
150	RDT150X6PEP/1	6	7.5	CRD150
225	RDT225X6PEP/1	6	15	CRD225
300	RDT300X6PEP/1	6	25.5	CRD300

Note: Please use Ridgidrain sealing rings for jointing, see page 23 for further information.



## Case studies – M27, Junction 3-4 and 10-11 – Heathrow Terminal 5



### M27 road widening scheme

We supplied Ridgidrain surface water drainage products for the widening of the M27 between Junctions 3-4 and 10-11 near Portsmouth, a £78m improvement scheme led by Costain on behalf of Highways England. Concrete pipes were originally considered, but as the works were taking place on a live highway they were deemed not the most appropriate option. This aided the specifier's decision to choose Polypipe due to the speed and ease of installation offered by plastic products. Ridgidrain, which includes an integral socket for faster installation, was used on the busiest sections of motorway to allow faster progress and reduce the danger to road crews. Polypipe and Costain have worked together on a number of road projects and our Technical Design and Product Support Teams again proved their ability to fabricate bespoke products and deliver them safely and economically to project timelines.

### Heathrow Terminal 5

As partnering suppliers on the huge T5 project, we supplied main contractors AMEC and Laing O'Rourke with Ridgiduct and Ridgidrain products. Our Technical Design Team produced a one-off Ridgiduct design, complete with CAD Drawings, specifically for the project. This allowed couplings in the air ducting, that serves the air-side road tunnel, to be spaced every 12 metres instead of the usual 6. The result was a saving of 50% in coupling costs, along with significant savings in time, materials and labour. On projects such as T5, where even small savings are magnified by the sheer volumes involved, such close interaction between suppliers and contractors can have a huge impact on final costs.

## Case studies – M4, Junction 13 – M25, Junctions 27 and 30



### M4 Junction 13 improvement

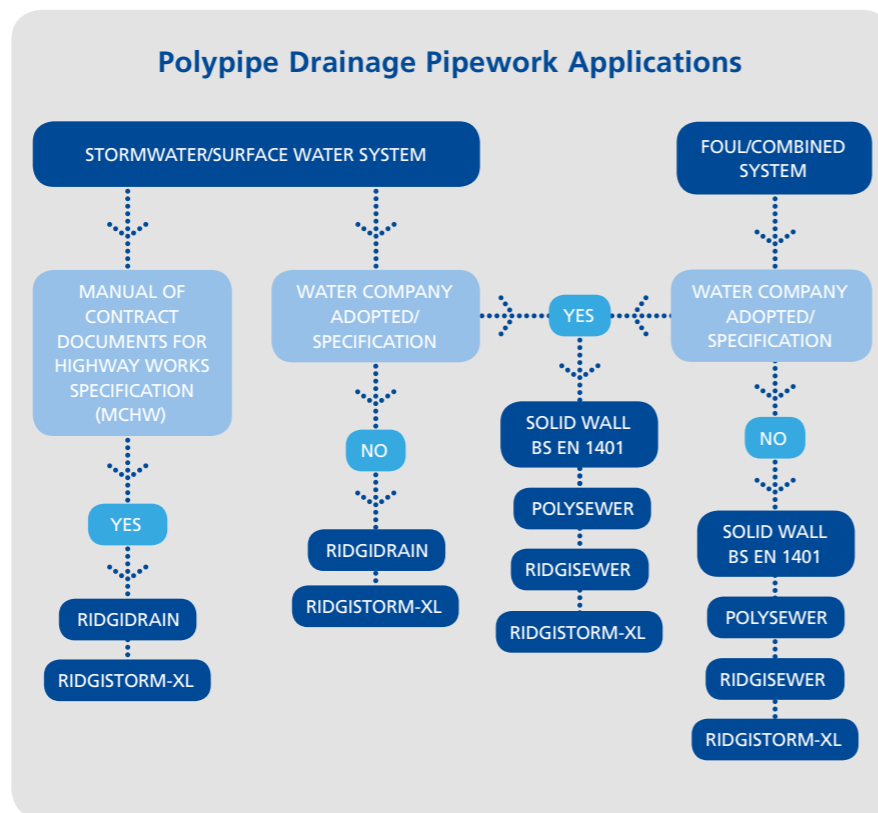
We were appointed to design and deliver a drainage project that was easy to handle and quick to install within project timelines. The A34/M4 upgrade was a major infrastructure project and part of the Government's Targeted Programme for Improvement (TPI), involving 15,000m<sup>2</sup> of lime cement. Working closely with main contractor Costain, we provided a Ridgidrain structured-wall pipe system in diameters from 150mm to 450mm. Its excellent performance, longer lengths and effective jointing system meant it could be installed quickly and easily to save time and money on-site. We also provided cable protection ducting for communications, lighting and motorway signage. The long-term benefits of the upgrade can be seen in a marked improvement in carriageway drainage and substantially easier traffic flow.

### M25 widening project

We provided 100,000m of surface water drainage products including Ridgidrain and large-diameter Ridgistorm-XL pipe, gullies and cable protection for street lighting and motorway communications. In addition to the Ridgistorm-XL and Ridgidrain products, we also teamed up with supply and fix partners, Stormwater Management Limited, to supply three separate off-line attenuation structures using our Polystorm modular cell system. These were installed in the soft-verge embankments to control surface water run-off from the carriageway. A total of 9330 Polystorm cells have been installed between Junctions 27 and 30.

# Ridgistorm-XL overview

Ridgistorm-XL is an innovative large diameter piping system, available in sizes 750-3000mm in diameter. It can be used for a wide range of applications including surface water drainage, foul and combined sewers, large scale flood alleviation schemes and even displacement ventilation and renewable energy.



- ### Ridgistorm-XL key benefits
- Pipe lengths available from 1.25-12m
  - Integrally socketed system to aid pipe alignment
  - Pre-fabricated modularised system incorporating flow controllers and treatment devices, manholes and fittings
  - Lighter weight for reduced plant requirements
  - Multiple jointing options include electro-fusion welding, seal jointing & extrusion welding
  - Extremely durable – service lifetime expectancy of at least 100 years
  - Designed to optimum stiffness classification
  - Excellent load bearing capability
  - Superior performance in areas of differential settlement
  - Excellent resistance to sulphate and chemical attack
  - Superior hydraulic performance achieved through smooth bore
  - Saddles available for 150mm lateral pipe connections
  - Pre-fabricated dry weather flow channels available
  - Available pre-slung, for ease of offloading and installation
  - Installation stubs available for improved ease of jointing

## A versatile solution

Robust, reliable and long-lasting, Ridgistorm-XL is one of the most adaptable large diameter piping solutions in the UK. In fact, our designers can engineer exact stiffness classifications for the pipe system to meet variable loading specifications by analysing site conditions and installation parameters. This means we can deliver an effective solution that is fully adaptable.



## Standards, approvals and certifications

- Water Company Approved for Capital Works projects and installation under Section 104 and Section 106 agreements\*
- Compliant with MCHW, Volume 1, Series 500 (Specification for Highway Works)\*\*
- AIP acceptance to Specification for Highway Works, Series 2500 through BD2/05 Standard for highways schemes
- Structural calculations in accordance with BS EN 1295-1, the Structural Design Standard for Buried Pipelines
- WRC approved
- Manufactured to meet the material requirements of BS EN 13476:2007 (Part 1-3), Plastic Piping Systems for Non-Pressure Underground Drainage and Sewerage
- Compliant with the requirements of the Civil Engineering Specification for the Water Industry 7th Edition (CESWI)
- Compliant with the requirements of Sewers for Adoption 7th Edition (SfA)
- Compliant with the requirements of Sewers for Scotland 3rd Edition (SfS)
- Certified to BSI ISO9001 and BSI ISO14001

\*We would recommend that local water company approval is confirmed before a final design is complete.  
\*\*SHW Series 500 applies to 750 and 900mm only.

For installation guidance, visit [www.polypipe.com](http://www.polypipe.com) to watch our Drain and Sewer Installation video

## Contents

SECTION 3	Ridgistorm-XL	
	Ridgistorm-XL overview	34 - 35
	Ridgistorm-XL applications	36 - 39
	Ridgistorm-XL piping system	40 - 41
	Ridgistorm-XL jointing options	42 - 43
	Ridgistorm-XL case studies	44 - 45

# Applications

Ridgistorm-XL is a versatile solution, proven for applications ranging from pipelines for surface water drainage and foul sewer schemes, to attenuation structures and large diameter manholes and pre-fabricated component chambers.



## Waste water and sewer

Our Ridgistorm-XL pipe system offers the perfect solution for use in sewer and waste water systems. The pipes have excellent chemical resistance, are lighter in weight than concrete equivalents thereby reducing on-site Health and Safety risks, yet are strong and durable enough to withstand ground movement and differential settlement. All of our solutions are fully compliant with Sewers for Adoption, 7th Edition, CESWI and are accepted for use by all UK Water Companies for Capital Works, Section 104 and Section 106 agreements. Low Flow Channels can be incorporated within the Ridgistorm-XL pipes for improved performance. Lifting points, Safety Chain Assemblies, Guardrail Assemblies and specialist ironmongery have been developed in response to pipeline designers and contractors seeking innovation in safer, faster and more cost-effective installations.

### Applications

- Sewer pipework
- Low flow systems
- Pumping stations
- Valve chambers
- Flow meter chambers
- Inter process pipework
- CSO storage

## Flood alleviation

Developers are facing the challenges of having to store increasing volumes of flood water, as they look to satisfy the requirements of local authorities and Government agencies to obtain planning. Increasingly, engineered solutions are being required to satisfy these requirements. Ridgistorm-XL single pipe runs or multi-leg tanks offer flexibility in design and can form part of an engineered solution, being located under highways or POS (public open space) areas.

### Applications

- On-line attenuation
- Off-line attenuation
- Infiltration tanks
- Multi-leg storage
- Low flow systems
- Stormwater run-off
- Culverts

## Component chambers and manholes


Ridgistorm-XL is the ideal solution for pre-fabricated manholes or component chambers. They are modular, ready-to-install man-access solutions that integrate at any point in a drainage network system to control flow and to facilitate inspection and maintenance.

### Applications

- Inlet chambers
- Oversized manholes
- Offset manholes
- Pumping stations
- Overflow storage tanks
- Weir walls
- Catchpits
- Control chambers
  - Flow controllers
  - Non-return valves
  - Penstocks
  - Flap valves
  - Gate valves

For more information about our component chambers and manholes, please see Section 4.

# Applications



## Infrastructure – Highways and Rail

Ridgistorm-XL has gone through extensive product evaluation to be compliant with MCHW Volume 1, Series 500 (Specification for Highway Works) (750-900mm) and AIP acceptance to Specification for Highway Works, Series 2500 through BD2/05 Standard for Highways Schemes (1050-3000mm). In addition, the pipes are lighter in weight than legacy products and have seal jointing for quicker, easier and safer installation – key considerations for infrastructure projects.

### Applications

- Surface water pipelines
- Manholes
- Component chambers
- Catchpits
- UTX Chambers
- Low flow systems
- Culverts



UTX Chamber

## Renewable energy

Ridgistorm-XL can be used in a variety of ways to help aid sustainable renewable energy. The system's strength, durability and versatility allows large tank structures to be created for both above and below ground applications.

### Applications

- Domestic rainwater harvesting
- Commercial rainwater harvesting
- Water to air cooling storage
- Anaerobic digestion vessels
- Biomass plants



UTX Chambers are Network Rail PADS approved.  
Certificate Number: PA05/05460  
Approved sizes 600-1200mm

## Ventilation

Ridgistorm-XL pipes are increasingly being used as a displacement ventilation system conduit. Using the pipe as either an underground or above ground ventilation system, the Biomaster anti-microbial inner lining and electro-fusion welding allows for excellent air quality.

An earth tube system allows air temperature to be preconditioned before entering the building, with the air drawn into the system via air inlets. This passive technology enables the transfer of ground source energy to heat or cool ventilation air, whilst reducing energy requirements and carbon footprints.



## Applications

- Earth tubes
- Ventilation ducts
- Inter process pipework
- Valve chambers
- Baffle housings
- Service access chambers
- Flange connectors
- Landfill ventilation plenums
- Condensate chambers



# Ridgistorm-XL piping system



## Engineered pipe profile providing individual stiffness class

Ridgistorm-XL can be engineered to suit any application. By analysing the site conditions and installation parameters, our design engineers can create a solution with the appropriate profile strength and stiffness classifications. Our production flexibility allows pipe strength to be produced at varying stiffness classes between SN1-SN8, meaning it is never over nor under engineered, exactly meeting the design requirements of a particular project. Utilising the latest manufacturing technology and state-of-the-art software enables us to create unique profile designs to match your site requirements.




## Exceptional leak tightness

Ridgistorm-XL is designed as a flexible structure to minimise the effects of ground movement, differential settlement and deformation. Exceptional structural integrity is achieved with Ridgistorm-XL due to its engineered pipe profile. It is manufactured in lengths up to 12m to reduce the number of joints, therefore minimising the number of potential leakage points and removing the risk of groundwater pollution.

For more technical information and dimensions on Ridgistorm-XL including standard details, please visit our Technical Hub: [www.polypipe.com/civils-technical-hub](http://www.polypipe.com/civils-technical-hub)

## Life expectancy

Ridgistorm-XL is manufactured in accordance with BS EN 13476:2007 (Part 1-3) under ISO 9001 and ISO 14001 certified management systems. A lifetime expectancy of **100+ years** can be predicted for Ridgistorm-XL using guidelines set out in BS EN ISO 9080.



750mm | 900mm | 1050mm | 1200mm | 1500mm | 1800mm | 2100mm | 2400mm | 2700mm | 3000mm

## Pipe Profiles

Pipe profile designs can be adapted to maximise strength and minimise the use of material within the pipeline. This improves pipeline performance and provides a fully engineered solution. Our range of profiles are integral to the strength and performance of the pipeline.

### VW profile

Profile type VW enables the production of a solid pipe with a smooth inner and outer surface. These pipes can be produced with a wall thickness of 5-80mm. This profile is often used in pressure pipelines and certain chamber applications.



### PR profile

Pipes produced with a PR profile achieve high stiffness with relatively low weight. This is a common pipe profile for use in surface water, foul and combined sewer drainage.



### Olympia profile

In addition to the PR profile, the Olympia profile option can achieve greater pipeline stiffness with a comparatively low weight. This profile is often used in the larger diameters of Ridgistorm-XL.



### SQ profile

This profile option has a smooth inner and outer surface, including internal profile to one layer. High stiffness is achieved through the SQ profile, making it ideal for extremely high loads or larger diameters.




### SQ2 profile

SQ2 offers the same benefits as the single-layer SQ profile, yet it can be produced with additional profile layers for added ring stiffness.



### CPR profile

The majority of our pre-fabricated components have a CPR profile achieving high stiffness with relatively low weight.



# Jointing options

Ridgistorm-XL can be designed and manufactured to suit any jointing requirements on-site. Ring seals, electro-fusion welding, extrusion welding, flange connections and mechanical pipe couplings can all be utilised with the Ridgistorm-XL system, depending on the installation and application requirements of the project.



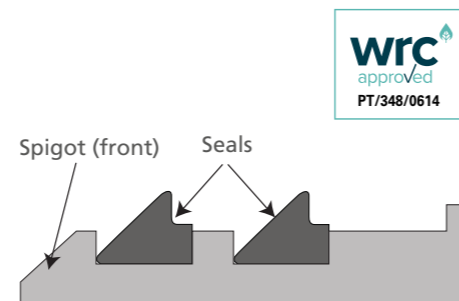
## Ring seal

This is the simplest jointing method which does not require welding. Available in sizes 750-1800mm this connection uses integral socket and spigot jointing with two rubber seals, which are installed into the spigot end of the pipe or fitting. This allows pipes to be separated in the future if necessary.

This method meets the requirements of BS EN 1277. Nitrile seals are also available, typically for use where the soil contains certain chemicals. Please send soil reports to our Technical Team for further assistance.


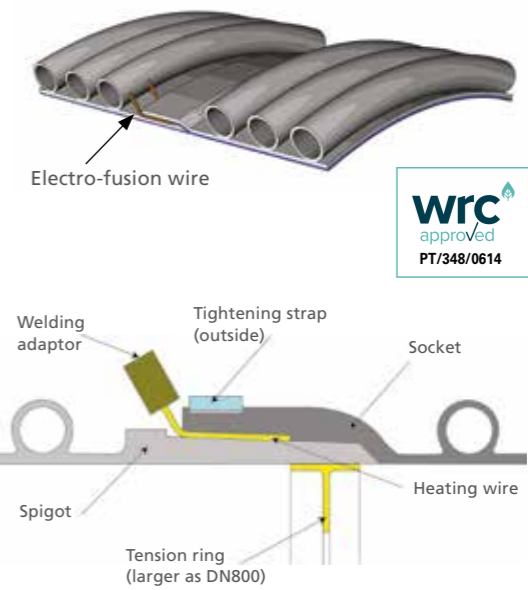
Ridgistorm-XL Seals		
Pipe diameter mm	Code	Pack qty
750	SRST750	1
900	SRST900	1
1050	SRST1050	1
1200	SRST1200	1
1500	SRST1500	1
1800	SRST1800	1

Note: 2 seals required per joint.



## Electro-fusion welding

We offer the only large diameter plastic pipe solution with integral electro-fusion jointing. The whole pipe system effectively becomes a homogeneous unit. Electro-fusion wire is connected to the socket end of the pipe during manufacture. Available for 750-3000mm diameter pipes. 2100-3000mm diameter pipes over SN4 need to be extrusion welded.



## Extrusion welding

Pipes are jointed with an extrusion welding device.


The jointing method can be carried out inside and/or outside the pipe. This jointing is most suitable for low-pressure gravity pipes and manholes.



## Flange connection

This is a special connection, please contact our Technical Team for further details on **+44 (0) 1509 615100**.

The ends of pipes and fittings are manufactured with circular flanges, jointed with the help of steel backing rings and a rubber gasket.



## Mechanical pipe coupling

This is a specialist jointing method, please contact the Technical Team for further details on **+44 (0) 1509 615100**.

Mechanical pipe couplings allow pipes to be joined without the need for flanging, grooving, threading or welding.



## Case studies – Gulls Way capital works scheme

### – Westbrook Primary School



#### Pre-fabricated Ridgistorm-XL solution chosen for Welsh Water capital works scheme

The Gulls Way capital works scheme in Heswall, Wirral, required combined sewer improvements along a residential street where the existing 450mm concrete sewer had insufficient capacity to cope with high volumes of rainfall, causing the surrounding road and a number of properties to flood during storm events. Working closely with Welsh Water, consultant engineer AECOM, main contractor Costain and groundworker Mulcair Ltd from an early design stage, we supplied a fully engineered Ridgistorm-XL attenuation system comprising of a dual pipe run to provide an additional 360m<sup>3</sup> of storage.

As well as providing Ridgistorm-XL pipes in 900mm diameters, we also utilised our large diameter piping and its ability to pre-fabricate structural components to create a number of 1500mm chambers and unique modular 'H' RIDGISTORMAccess Manholes to sit between the pipe runs. Saving time and costs whilst minimising disruption to residents in the immediate local area was vital, which is why a pre-fabricated system from Polypipe was ideal for the project.

The Ridgistorm-XL system limited the amount of work undertaken in the highway and ensured that work was able to progress much quicker than if more traditional methods had been used. We were able to deliver the chambers to site with internal benching and step runs incorporated and the light weight nature of our plastic systems – combined with Ridgistorm-XL's factory fitted lifting points – meant that the new combined sewer system was able to be installed much quicker and safer than would have otherwise been possible, minimising the project's impact on road users and local residents.

#### Polypipe delivers a unique earth tube project as part of the redevelopment of Westbrook Primary School

Noise pollution caused by passing aircrafts was a major problem for Westbrook Primary School, due to its location under one of the main flight paths for Heathrow Airport. The issue was exacerbated during summer months when windows needed to be opened to allow for ventilation in the building, causing disruption to learning. As part of major new construction works taking place at the school, Consulting Engineers WSP worked closely with ourselves and BSRIA to devise an innovative ventilation solution that minimised the environmental impact while limiting noise pollution.

A modular earth tube structured wall pipework system, utilising our market leading Ridgistorm-XL large diameter pipe, was installed as a ground source energy system in order to precondition the temperature of incoming air before it enters the building, with air drawn into the earth tube system via air inlets. This passive technology enables the transfer of ground source energy to heat or cool ventilation air, stabilising temperatures without compromising the learning environment. Earth tubes operate on the understanding that earth temperatures are relatively constant throughout the year at just a few metres below ground.

In the summer, the soil around the pipework will be cooler than the atmospheric air, so the pipe will deliver cool, fresh air to the school. Conversely, in winter the soil will be warmer than the atmospheric air, so the pipe will deliver warm air to the school – reducing the heating bill of the school. The system allows 100% fresh air ventilation within the school, creating an improved internal environment, while reducing the energy required to heat or cool the building and greatly reducing the school's carbon footprint in line with the requirements of the 2011 London Plan.

## Case studies – Yorkshire Water

### – A5 highway improvements



#### Yorkshire Water utilises largest diameter Ridgistorm-XL for Section 104 trial scheme

A housing development in Featherstone, West Yorkshire has benefited from our 3,000mm Ridgistorm-XL large diameter pipe, as part of a unique stormwater attenuation system. We worked closely with Yorkshire Water and RAB Engineering Design Limited to provide an innovative solution for Strata Homes' 'Origin' housing development.

With limited public open space of just 360m<sup>2</sup> available on the site, we sought to design a solution that utilised our popular Ridgistorm-XL piping solution in 3,000mm diameters to form a 430m<sup>3</sup> stormwater attenuation system comprising four legs and two manifolds. In order to avoid overwhelming the local drainage system, the Ridgistorm-XL attenuation system discharges stormwater at a flow rate of 127 litres per second. These flow rate calculations ensure that the system will provide necessary attenuation for the development in the event of a '1 in 100' year storm event, whilst allowing additional space to mitigate the effects of climate change on rainfall, as stipulated by the local authority, which is also adoptable for Section 104 approval.

The system, designed and manufactured at our dedicated facility in Loughborough, was delivered to site for installation and jointed by internal welding by BFS Nationwide Ltd. The process was made much simpler due to the inclusion of integral sockets within Ridgistorm-XL, which work to provide improved alignment between pipes.

#### Vital road improvement project relies on Ridgistorm-XL

The A5 highway infrastructure improvements near Hinckley, Leicestershire, had originally specified a concrete system to provide surface water drainage for the busy highway, as part of wider improvement works. Utilising the popular Ridgistorm-XL piping system, our Technical Team engineered a solution to match the original 750mm diameter pipe specified to incorporate a single pipe run to sit beneath the road's verge, complimented by two separate twin runs, with a combined length of more than 400m.

We provided structural calculations and assisted consultant engineer Milestone by engineering a reduction in the pipe stiffness from the original specification. This was accepted for use, allowing works to commence as scheduled. With Ridgistorm-XL being up to 94% lighter in weight than alternative concrete products, it was easier to handle and reduced the need for heavy plant machinery, allowing benefits to the project including reduced time and costs of the installation.

The installation time was reduced further still as we supply Ridgistorm-XL in 6 metre lengths with ring seal joints. This limited the number of joints required and ensured that each jointing process was as quick as possible – a vital consideration within a live highways environment. The pipes were engineered to the exact strength required to meet the ground conditions and installation parameter, in this case stiffness classes 2.67kN/m<sup>2</sup>, 3.056kN/m<sup>2</sup> and 6kN/m<sup>2</sup>, allowing the pipe to withstand external loading during the installation process.

# Fabrications overview

Our ability to provide pre-fabricated, engineered solutions offer a range of benefits that will not only ensure undertaking your project is more effective and efficient, it will also result in measurable cost savings. Our modern methods of manufacturing reduce installation time and costs on-site and also minimise Health and Safety risks during handling, storage and installation.



## Fabrications key benefits

- Tailor-made, fully-welded, watertight structured wall chambers to suit project-specific requirements
- One-piece installation, off-site construction - delivered ready-to-install reducing installation time and costs
- Strong but light in weight, minimising Health and Safety risks in handling and installation
- Manufactured in a factory controlled environment for improved quality of finish
- Eliminates wastage associated with in-situ construction
- WRc approved

## In-house fabrications department

Providing a unique and comprehensive service through our in-house fabrication facility, we are able to create fully engineered solutions to precisely match specific project requirements. Whether you require a one piece manhole, catchpit, flow control device or treatment filter, a customised fitting or specialist bend, our team can engineer the right system accurately and to the highest quality.

## Seamless integration

Our pre-fabricated solutions are designed to integrate seamlessly within existing drainage or water management systems, including our Ridgidrain, Ridgisewer or Ridgistorm-XL systems, or can be engineered to connect to other materials.

Other fabrications are available for our drainage, sewer and cable protection ranges.

## Off-site construction

We can help you to meet your project deadlines by delivering your ready-to-install, pre-fabricated system to site. Our solutions are manufactured in our factory-controlled environment, ensuring a superior finish in comparison to those constructed on-site. Additionally, the wastage usually associated with on-site construction is removed, so we are not only saving time and money, but we are also providing more environmentally friendly products and systems.

The products included over the following pages are only an example of what is possible. For full product datasheets and standard details please visit our Technical Hub: [www.polypipe.com/civils-technical-hub](http://www.polypipe.com/civils-technical-hub), or to discuss your project with our Technical Team, please call: +44 (0) 1509 615100.

## Other Ridgistorm-XL fabricated solutions available include:

- Bends
- Junctions
- Reducers
- Dual run H chambers

## Contents

SECTION 2	Fabrications	
	Fabrications overview	46 - 47
	RIDGISTORMCheck Vortex Flow Control Chamber	48
	RIDGISTORMCheck Orifice Plate Flow Control Chamber	49
	RIDGISTORMControl Penstock and Valve Chambers	50
	RIDGISTORMAccess Manholes	51
	RIDGISTORMSeparate Silt Traps	52 - 53
	RIDGISTORMSeparate Catchpits	54
	RIDGISTORMSeparate Filter Chamber	55
	RIDGISTORM-X4 Stormwater Treatment System	56
	Ridgistorm-XL Lifting Points	57
	Ridgistorm-XL Low Flow Channel	58
	Ridgistorm-XL Chamber Accessories	59





# RIDGISTORMCheck Vortex Flow Control Chamber

Where flows within a drainage system are required to be limited or checked (i.e. prior to discharge from site), with improved hydraulic performance and reduced maintenance, we are able to offer our RIDGISTORMCheck Vortex Flow Control Chamber.



Pre-fabricated under factory controlled conditions, our RIDGISTORMCheck Chamber is available in a range of diameters from 1050-3000mm and incorporates a vortex flow control unit, fitted onto a preformed headwall. Each vortex flow control unit is manufactured to suit the unique hydraulic characteristics of the site's drainage system design. RIDGISTORMCheck Vortex Flow Control Chambers are typically supplied as a single unit, allowing simple installation and eliminating a number of construction risks associated with in-situ construction. When installed in conjunction with our range of pipe systems, they offer a fully integrated drainage system.

## Applications

Site specific RIDGISTORMCheck Vortex Flow Control Chambers are engineered to suit a range of stormwater systems, providing a hydraulically efficient means of flow regulation that does not use moving parts or require power to operate.

## Performance

RIDGISTORMCheck Vortex Flow Control Chambers are fabricated from Ridgistorm-XL pipework, which is manufactured to meet the material requirements of BS EN 13476:2007 (Part 1-3).

### Manual Bypass Design

The manual bypass design offers a bypass to the flow control device to facilitate maintenance. Manually operated from the surface, the activation of the bypass system opens a door in the head-wall allowing water in the chamber to drain down via the bypass pipe.

### Non-Bypass Chamber

For sites where discharge rates must be guaranteed to not exceed a prescribed limit(s).

## RIDGISTORMCheck Vortex Flow Control Chamber key benefits

- Self-activating vortex flow controller which controls forward flow of water
- No moving parts - virtually maintenance free
- Manufactured with an integral sump for silt catchment/removal
- Available as non-bypass or manual bypass with built in overflow
- Manufactured to adoptable standards
- Multiple inlet and outlet options, allowing quick and seamless connection to pipelines
- Depths can be tailored to suit project requirements
- Step rungs to BS EN 13101 and ladders to BS EN 14396
- Integral lifting points available on request to improve Health and Safety during handling and installation

Element	Value
<b>PHYSICAL PROPERTIES</b>	
Diameter mm	1050-3000
Depth	To suit requirements
Material	HDPE
Colour	Black with blue interior
Flow control units	Grade 304 Stainless Steel
Chemical resistance	HDPE is naturally resistant to most chemicals associated with stormwater drainage systems
Inlets/outlets mm	100-3000
Hydraulic performance	Vortex flow control unit to suit site specific flow rates and head



# RIDGISTORMCheck Orifice Plate Flow Control Chamber

Where flows within a drainage system are required to be limited or checked (i.e. prior to discharge from site), in a simple and cost effective design, we are able to offer our RIDGISTORMCheck Orifice Plate Flow Control Chamber. Incorporating an integral orifice plate flow control with an optional removable Permavoid filter unit wrapped in a 2mm polyethylene mesh, to provide filtration and ease of maintenance.



RIDGISTORMCheck Orifice Plate Flow Control Chamber offers a cost-effective means of limiting flows, particularly when used in conjunction with our range of attenuation systems on smaller scale projects.

## Applications

Site specific RIDGISTORMCheck Orifice Plate Flow Control Chambers are engineered to suit a range of stormwater attenuation and infiltration systems, providing a means of flow regulation and are used regularly when designing to source control principles. The optional filter unit on the outlet provides a filtration system for reduced maintenance.

## Performance

RIDGISTORMCheck Orifice Plate Flow Control Chambers are fabricated from Ridgistorm-XL pipework, which is manufactured to meet the material requirements of BS EN 13476:2007 (Part 1-3).

## RIDGISTORMCheck Orifice Plate Flow Control Chamber key benefits

- Manufactured with an integral sump for silt retention
- One-piece installation, off-site construction, delivered ready-to-install reducing installation time and costs
- Multiple inlet and outlet options, supplied with integral sockets as standard allowing quick and seamless connection to pipeline
- Depths can be tailored to suit project requirements
- Step rungs to BS EN 13101 and ladders to BS EN 14396
- Integral lifting points available on request to improve Health and Safety of handling and installation

Element	Value
<b>PHYSICAL PROPERTIES</b>	
Diameter mm	500-3000
Depth	To suit requirements
Material	HDPE
Colour	Black with blue interior
Chemical resistance	HDPE is naturally resistant to most chemicals associated with stormwater drainage systems
Inlets/outlets mm	100-3000
Hydraulic performance	Orifice plate flow controls to suit site specific flow rates and head

For the full datasheets and standard details, for both of the RIDGISTORMCheck Chambers, please visit our Technical Hub: [www.polypipe.com/civils-technical-hub](http://www.polypipe.com/civils-technical-hub)



# RIDGISTORMControl Penstock and Valve Chambers

Where a drainage or sewer system design requires the inclusion of control devices to limit or isolate flows, our range of RIDGISTORMControl Chambers are available with pre-installed Penstocks, Flap Valves and Gate Valves.



Flap Valve



Penstock

RIDGISTORMControl Chambers are typically supplied as single units, manufactured in factory controlled conditions to improve the quality of finish and eliminate wastage associated with in-situ construction.

## Applications

Our pre-fabricated RIDGISTORMControl Chambers incorporate a range of flow control devices to limit or isolate flows within surface water, sewer and combined sewer systems.

### Typical valves include:

#### Gate Valves

Gate Valves are used to permit or prevent the flow of water and can isolate drainage sections. The valve opens by lifting a wedge out of the path of the flow of water.

#### Flap Valves

Flap Valves are non-return hinge valves to prevent backflow upstream. They can also be used for outflow applications such as ponds, ditches, swales and tidal.

#### Penstocks

Penstocks consist of a gate which can isolate or control water flow. The gate can also be used as a flow control device to limit the flow of water passing through the system.

## Performance

RIDGISTORMControl Penstock and Valve Chambers are fabricated from Ridgistorm-XL pipework, which is manufactured to meet the material requirements of BS EN 13476:2007 (Part 1-3).

### RIDGISTORMControl Penstock and Valve Chamber key benefits


- Facilitates maintenance, controls system flows and protects the drainage system from surcharging
- System components available include: Penstocks, Gate Valves and Flap Valves
- Multiple inlet and outlet options, supplied with integral sockets as standard allowing quick and seamless connection to pipeline
- Chamber depths are tailored to suit project requirements
- Lockable steel covers available
- Integral benching
- Step rungs to BS EN 13101 and ladders to BS EN 14396
- Optional riser section
- Integral lifting points available on request to improve Health and Safety of handling and installation

Element	Value
<b>PHYSICAL PROPERTIES</b>	
Diameter mm	1200-3000
Depth	To suit requirements
Material	HDPE
Colour	Black with blue interior
Loading	Determined by structural design
Chemical resistance	HDPE is naturally resistant to most chemicals associated with stormwater drainage systems
Inlets/outlets mm	100-3000



# RIDGISTORMAccess Manholes

Whether your project calls for stormwater, foul water or combined sewer systems, we can manufacture high density polyethylene (HDPE) pre-fabricated manholes, to provide easy access into and maintenance of a pipeline. RIDGISTORMAccess Manholes are utilised where pipe runs change direction, combine, change invert level, diameter or pipe material.



### RIDGISTORMAccess Manholes key benefits

- Provides easy access for maintenance
- Manufactured to adoptable standards
- Full range of accessories available including Safety Chain Assembly and Guardrail Assembly
- Multiple inlet and outlet options, supplied with integral sockets as standard allowing quick and seamless connection to pipeline
- Depths can be tailored to suit project requirements
- Factory installed, high quality integral benching
- Step rungs to BS EN 13101 and ladders to BS EN 14396
- Optional riser section
- Riser location ring
- Integral lifting points available on request to improve Health and Safety of handling and installation

## Applications

RIDGISTORMAccess Manholes are engineered for use in stormwater, foul and combined sewer applications to enable access to the pipework system for inspection and maintenance. Factory installed, preformed benching and channelling is available to spring line (SHW) or soffit (SFA) depending on the specification required. RIDGISTORMAccess Manholes can be pre-fabricated with a number of features to reduce the need for direct access into the pipe, such as an offset channel, or maximising step landing width, or to minimise operational Health and Safety risks with the pre-fabrication of Safety Chain Assembly and Guardrail Assembly, please see page 59 for further information.

## Compatibility

RIDGISTORMAccess Manholes can be integrated into our surface water (Ridgidrain and Ridgistorm-XL) and sewer (Polysewer, Ridgisewer and Ridgistorm-XL) pipework systems, or engineered to connect to other pipe materials.

## Performance

RIDGISTORMAccess Manholes are fabricated from Ridgistorm-XL pipework, which is manufactured to meet the material requirements of BS EN 13476:2007 (Part 1-3).

Element	Value
<b>PHYSICAL PROPERTIES</b>	
Diameter mm	900-3000
Depth	To suit requirements
Material	HDPE
Colour	Black with blue interior
Loading	Determined by structural design
Chemical resistance	HDPE is naturally resistant to most chemicals naturally found in stormwater run-off and uncontaminated ground
Inlets/outlets mm	100-3000



# RIDGISTORM Separate Silt Traps


Located upstream of retention, attenuation and infiltration drainage systems, RIDGISTORM Separate Silt Traps capture and retain silt and separate out other particles by encouraging settlement in the unit sump, preventing ingress into sustainable drainage systems (SuDS). This range of small diameter silt traps are standard stock items and are readily available.



Mini silt trap  
Product code: PSMST110



Advanced silt trap  
Product code: PSMST160/15



Basic silt trap  
Product code: PSMST160

## RIDGISTORM Separate Silt Traps key benefits

- Improves water quality by removing silt, grit and litter, protecting downstream elements of the drainage systems
- Self cleansing
- Prevents the ingress of debris, silt and litter into the structure
- Multiple inlet and outlet options, supplied with integral sockets as standard allowing quick and seamless connection to pipeline
- Plastic or lockable steel covers available from Polypipe Building Products

## Applications

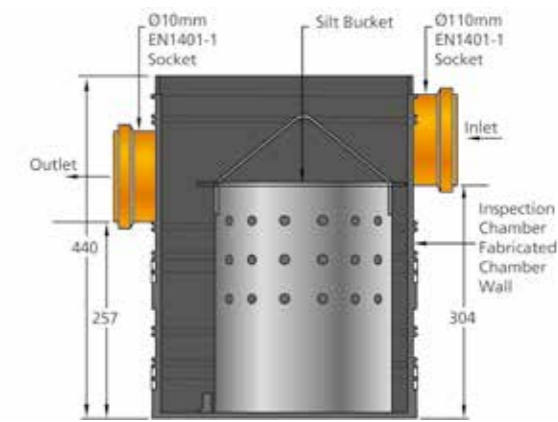
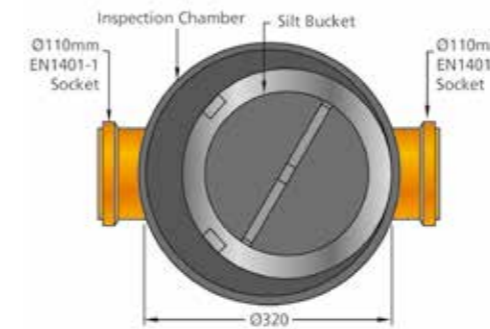
For use in stormwater drainage systems typically located upstream of retention, attenuation and infiltration drainage elements to protect the ingress of silt and other particles.

SILT TRAP ASSOCIATED PRODUCTS		
PRODUCT	DESCRIPTION	CODE
PVC 320mm cover & frame (round)	320mm sealed screw down cover & frame, includes seals and fixing screws	UG501
PVC 320mm cover & frame (square)	320mm square plastic cover with PP frame, includes seals and fixing screws	UG502
460mm silt trap cover & frame (round)	Round cover complete with seals and fixing screws (35kN test load)	UG511
450mm silt trap cover & frame (square)	Square PP cover complete with seals and fixing screws (35kN test load)	UG512
Polypropylene cover & frame	Reduced access square PP cover and frame with seals and fixing screws (35kN test load)	ICDC1
Chamber riser section	Silt trap side riser (215mm effective height)	ICDR1
Silt trap sealing ring	EPDM 110mm seal	UG488

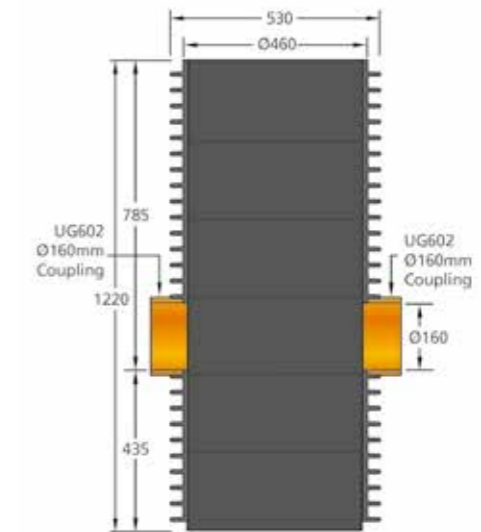
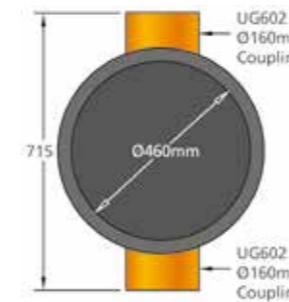
PHYSICAL PROPERTIES	MINI	BASIC	ADVANCED
Nominal diameter mm	320	460	460
Depth mm	440	1220	830
Inlet and Outlet mm	110 (BS EN 1401-1)	160 (BS EN 1401-1)	160 (BS EN 1401-1)
Sump depth mm	250	420	280
Material	Polypropylene	Polypropylene	Polypropylene
Colour	Black chamber	Black chamber	Black chamber
Chemical resistance	Polypropylene is resistant to the most chemicals associated with stormwater drainage systems	Polypropylene is resistant to the most chemicals associated with stormwater drainage systems	Polypropylene is resistant to the most chemicals associated with stormwater drainage systems

Note: For a Basic Silt Trap risers and seals are required. The bucket and filter are easily removable from the Advanced Silt Trap to enable cleaning.

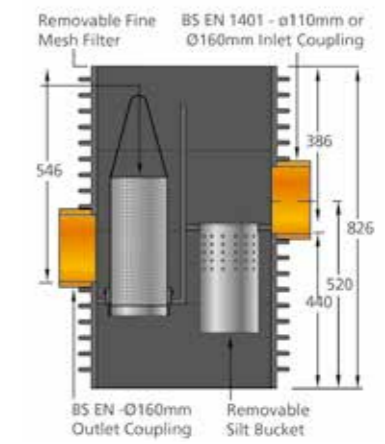
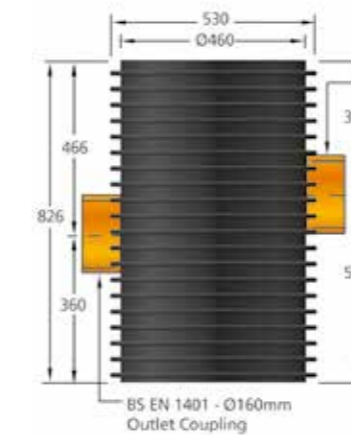
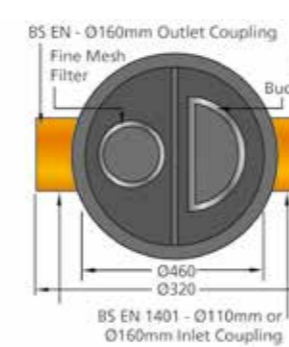
Mini Silt Trap



Basic Silt Trap



Advanced Silt Trap



For the full RIDGISTORM Separate datasheets and standard details, please visit our Technical Hub: [www.polypipe.com/civils-technical-hub](http://www.polypipe.com/civils-technical-hub)

# RIDGISTORMSeparate Catchpits

Our purpose-built large diameter high density polyethylene (HDPE) pre-fabricated catchpits are ideal for stormwater and land drainage applications and are the simplest and most cost-effective way of separating out silt and debris, providing an easily maintainable drainage system.



RIDGISTORMSeparate Catchpits are designed to separate silt and other particles from stormwater, helping to protect the downstream drainage system and local environment. They can be integrated into our range of pipe systems, such as Ridgidrain and Ridgiform-XL, to offer a fully integrated drainage system.

## Applications

RIDGISTORMSeparate Catchpits are pre-fabricated for use in a range of stormwater systems requiring silt and debris separation and retention.

## Performance

RIDGISTORMSeparate Catchpits are fabricated from Ridgiform-XL pipework, which is manufactured to meet the material requirements of BS EN 13476:2007 (Part 1-3).



For the full RIDGISTORMSeparate datasheets and standard details, please visit our Technical Hub: [www.polypipe.com/civils-technical-hub](http://www.polypipe.com/civils-technical-hub)

### RIDGISTORMSeparate Catchpits key benefits

- Provides easy access for silt collection
- Network Rail Parts and Drawing System (PADS) approved for use in CESS areas
- Separates silt and debris from the downstream drainage system
- Fully-welded, watertight structured wall chambers to suit project-specific requirements
- One-piece installation, off-site construction, delivered ready-to-install reducing installation time and costs
- Multiple inlet and outlet options, supplied with integral sockets as standard allowing quick and seamless connection to pipeline
- Depths can be tailored to suit project requirements
- Step rungs to BS EN 13101 and ladders to BS EN 14396
- Integral lifting points available on request to improve Health and Safety of handling and installation


Element	Value
<b>PHYSICAL PROPERTIES</b>	
Diameter mm	450-3000
Depth	To suit requirements
Sump depth	To suit (min. 50mm)
Material	HDPE
Colour	Black with blue interior
Chemical resistance	HDPE is naturally resistant to most chemicals associated with stormwater drainage systems
Inlets/outlets mm	100-3000

# RIDGISTORMSeparate Filter Chamber

RIDGISTORMSeparate Filter Chambers incorporate both a sump and removable filter unit on the chamber outlet to capture silt and debris. The filter unit is easily removed for maintenance purposes and can also be incorporated into Catchpits and Weir and Baffle Chambers.

### RIDGISTORMSeparate Filter Chamber key benefits

- Easily accessible removable filter
- Washable filter unit
- Multiple inlet and outlet options, supplied with integral sockets as standard allowing quick and seamless connection to pipeline
- Depths can be tailored to suit project requirements
- Step rungs to BS EN 13101 and ladders to BS EN 14396
- Integral lifting points available on request to improve Health and Safety of handling and installation



RIDGISTORMSeparate Filter Chambers can be integrated into our range of pipe systems, such as Ridgidrain and Ridgiform-XL, to offer a fully integrated drainage system.

## Applications

RIDGISTORMSeparate Filter Chambers are pre-fabricated for use in a range of stormwater systems requiring silt and debris separation.

## Performance

RIDGISTORMSeparate Filter Chambers are fabricated from Ridgiform-XL pipework, which is manufactured to meet the material requirements of BS EN 13476:2007 (Part 1-3).



Element	Value
<b>PHYSICAL PROPERTIES</b>	
Diameter mm	500-3000
Depth	To suit requirements
Sump depth	To suit (min. 50mm)
Material	HDPE
Colour	Black with blue interior
Chemical resistance	HDPE is naturally resistant to most chemicals associated with stormwater drainage systems
Inlets/outlets mm	100-3000

# RIDGISTORM-X4 Stormwater Treatment System

RIDGISTORM-X4 is a 4-stage treatment device, used for the treatment of surface water run-off, providing high levels of contaminant removal, including hydrocarbons and heavy metals. Utilising a number of processes the RIDGISTORM-X4 Stormwater Treatment System consistently provides proven levels of protection for the downstream elements of the drainage system and local environment.

### 1. Sedimentation

Water is induced into a radical flow within the dynamic separator at the base of the unit, promoting sedimentation of solid particles.

### 2. Filtration

Water flows up from the separator and through removable filter elements. The filter elements remain saturated, minimising the risk of the filter elements clogging.

### 3. Chemical Separation

While passing through the filter unit, dissolved chemical pollutants are removed through a process of adsorption, absorption and precipitation.

### 4. Oil Retention

Water is finally discharged via an oil trap assembly which is designed to retain free floating oils in the event of a major spill.



## Applications

RIDGISTORM-X4 is capable of cleaning surface water run-off from roofs, car parks, roads and heavily trafficked areas. The RIDGISTORM-X4 Stormwater Treatment System is a low maintenance solution for all surface water applications.

## Performance

RIDGISTORM-X4 Stormwater Treatment Systems are fabricated from Ridgistorm-XL pipework, which is manufactured to meet the material requirements of BS EN 13476:2007 (Part 1-3).

Filters have no moving parts and have an average expected lifespan of 2 years (based on nominal usage).

RIDGISTORM-X4			
PHYSICAL PROPERTIES	RIDGISTORM-X4 HEAVY TRAFFIC	RIDGISTORM-X4 TRAFFIC	RIDGISTORM-X4 ROOF
Height mm	1985	1985	1985
Diameter mm*	980	980	980
Chamber material**	PE	PE	PE
Weight kg*	122	122	122
Recommended max. catchment area m <sup>2</sup>	500	750	1000
Number of Filter elements	4	4	4
Weight/element kg	54	34	34
Connections mm	200	200	200

\*Unit typically supplied within a pre-fabricated chamber. However these measurements may increase dependant on the proposed unit's general arrangements. \*\*Majority of components are polyethylene (PE), however other materials are used in the unit manufacture.

### RIDGISTORM-X4 key benefits

- Advanced 4-stage filtration system
- Treats water from roofs, car parks and roads
- Separates and removes silt, heavy particles, oil, phosphorus and heavy metal pollutants
- Low maintenance – no moving parts
- Facilitates compliance with Water Framework Directive
- Supplied within a pre-fabricated chamber delivered to site ready-to-install or as a stand alone unit
- Step rungs to BS EN 13101 and ladders to BS EN 14396
- Integral lifting points available on request to improve Health and Safety of handling and installation
- Chamber is strong but light in weight, minimising Health and Safety risks

For further information please see the full RIDGISTORM-X4 datasheet available on our Technical Hub: [www.polypipe.com/civils-technical-hub](http://www.polypipe.com/civils-technical-hub)

# Ridgistorm-XL Lifting Points

The range of Ridgistorm-XL Lifting Points have been designed specifically to aid in the safe handling of Ridgistorm-XL chambers when loading, off-loading and installing the products on-site. The lifting points consist of three plastic lugs, which are pre-welded into a Ridgistorm-XL chamber by our in-house Fabrication Team. These lugs provide external points for the attachment of lifting accessories and can lift up to 2500kg in weight.

RIDGISTORM-XL LIFTING POINTS			
PHYSICAL PROPERTIES	STANDARD LIFTING POINTS	EXTENDED LIFTING POINTS	HEAVY DUTY LIFTING POINTS
Product code	RSTLP	RSTELP	RSTHLP
Pipe diameter mm	1050-1800	2100-3000	2100-3000
Safe working load kg	1500	1500	2500



- For any asymmetrical chambers, additional slings or other suitable lifting equipment will be needed to prevent the chamber swinging during the lift
- The designated competent person\* must have read and understood our Ridgistorm-XL Chamber Lifting Instruction and Guidance document before commencing with any lift of this product
- All packaging should be removed from the product prior to any lift being carried out
- The lifting of this product must only be conducted utilising all three or more lifting points, with additional slings or other lifting devices where deemed necessary

## Important

\*All chamber lifts should be carried out by a 'competent person' under a site specific risk assessment and lifting plan, adhering to the 'lifting instructions' carried out in our Ridgistorm-XL Chamber Lifting and Guidance document.

Note: Polypipe are not liable for any lift carried out by a third party.

### Lifting points key benefits

- Installed off-site to ensure leak tightness
- 3 lifting points per chamber provide stability during handling
- Fail-safe design
- Lifting points are external to the chambers to reduce the Health and Safety risks of working in confined spaces
- Can be used as anti-flotation devices to stop the chamber floating during concrete filling
- The lugs can be removed after installation without compromising the leak tightness of the chamber


For full details on Ridgistorm-XL lifting points, please see our Ridgistorm-XL Chamber Lifting Instruction and Guidance document which can be downloaded from our Technical Hub: [www.polypipe.com/civils-technical-hub](http://www.polypipe.com/civils-technical-hub)

# Ridgistorm-XL Low Flow Channel

Our Ridgistorm-XL Low Flow Channel (LFC) is ideally suited to large capacity surface water, foul and combined sewers where a minimum self-cleansing velocity is required for dry weather flows. It is available with a ring seal joint from 900-1800mm and with an electro-fusion joint from 900-3000mm. 150mm, 225mm and 300mm channels are available as standard to suit project specifications. Other sizes are available, please contact our Technical Team for further information.

## Low Flow Channel key benefits


- Prevents water stagnation, reduced siltation and stouling debris and eliminates blockages
- Can be used for Ridgistorm-XL pipes from 900-3000mm
- 150mm, 225mm and 300mm channels as standard
- Can be used for both sealed and electro-fusion jointed pipes
- Chemical resistant
- Ability to withstand ground movements and to move with the pipe without failure of welds and fixing points
- Puncture resistant



For more information please see our Ridgistorm-XL Low Flow Channel installation guide, which can be downloaded from our Technical Hub: [www.polypipe.com/civils-technical-hub](http://www.polypipe.com/civils-technical-hub)

## Joining accessories

During installation, it is necessary to use a suitable 'Ridgistorm-XL LFC Alignment Jig' to suit the channel width, to ensure a continuous linear low flow channel.



LFC ALIGNMENT JIG	
CHANNEL WIDTH mm	PRODUCT CODE
150	RST150LFCJAT
225	RST225LFCJAT
300	RST300LFCJAT

# Ridgistorm-XL Chamber Accessories

## Guardrail Assembly Product code: RSTGR



Ridgistorm-XL Guardrail Assemblies can be pre-installed into our manholes and chambers, with an outflow pipe greater than 600mm, to act as a safety barrier. The Guardrail Assembly consists of three components:

- Guardrail attachment points
- Pre-assembled Guardrail
- Chain gates

## Guardrail Assembly key benefits

- Compliant with Sewers for Adoption, 7th Edition and MCHW F Series
- Prevents the site workers from accidentally falling into the outflow channel
- Pre-fabricated into the chamber, delivered to site as a one-piece modular unit ready to install

## Safety Chain Assembly Product code: RSTSC



Ridgistorm-XL Safety Chain Assemblies are securely fixed into RIDGISTORMAccess Manhole outflow pipes greater than 600mm, acting as a lifeline if a worker was to accidentally fall into the outflow pipe whilst in the manhole or chamber. The Safety Chain Assembly is positioned as close to the end of the channel as possible, allowing the worker to hold onto the chain to prevent being carried further into the system.

## Safety Chain Assembly key benefits

- Compliant with Sewers for Adoption, 7th Edition and MCHW F Series
- Secured across the outflow pipe
- Prevent the site worker from being swept down the outflow pipe whilst in the manhole
- 3kN breaking strength
- Pre-fabricated into the chamber, delivered to site as a one-piece modular unit ready to install

## Ladders & Steps




Access to Ridgistorm-XL chambers and manholes can be aided by incorporating either step rungs or ladders.

## Ladders & Steps key benefits

- Ladders to BS EN 14396
- Step rungs to BS EN 13101
- Pre-fabricated into the chamber, delivered to site as a one-piece modular unit ready to install

# Geocellular solutions overview

We have the largest range of geocellular products and systems in the market, allowing you to select the optimum solution for surface water management and pollution control. With a choice of products for shallow or deep excavations, our Permavoid and Polystorm systems can match your exact site specifications and loading conditions.



## Contents

SECTION 5 Geocellular solutions	
Geocellular solutions overview	60 - 61
The Permavoid system	62 - 63
Permavoid applications	64 - 65
Permavoid system components	66 - 69
Permavoid 85 & 150	70
Permachannel	71
Permavoid Biomat	72
Permafilter Geotextile	73
Polystorm range	74 - 75
An 8 step guide to the Polystorm system	76 - 79
Polystorm Lite	80
Polystorm-R	81
Polystorm	82
Polystorm Xtra	83
Polystorm Access	84
Polystorm Inspect	85
Permavoid case studies	86 - 87
Polystorm case studies	88 - 89



### Permavoid for shallow applications

Permavoid is a geocellular sub-base replacement system, which has been specifically designed and tested to provide stormwater treatment, retention, attenuation or infiltration at shallower depths.

For further information, [see page 62](#).

### Polystorm for deep applications

The tried and tested Polystorm range is designed to provide retention, attenuation or infiltration at a variety of depths. It is ideally suited for deeper applications and can accommodate a wide range of traffic loadings, from pedestrianised to large HGV parks.


For further information, [see page 74](#).

# The Permavoid system

Permavoid is an engineered, geocellular water management system that meets the demands of current legislation and guidance for source control and surface water treatment. The system comprises of high-strength recycled polypropylene modular cells, connected together using tapered ties to create a consistent structural raft of exceptional high compressive and tensile strength, ideal for sub-base replacement.

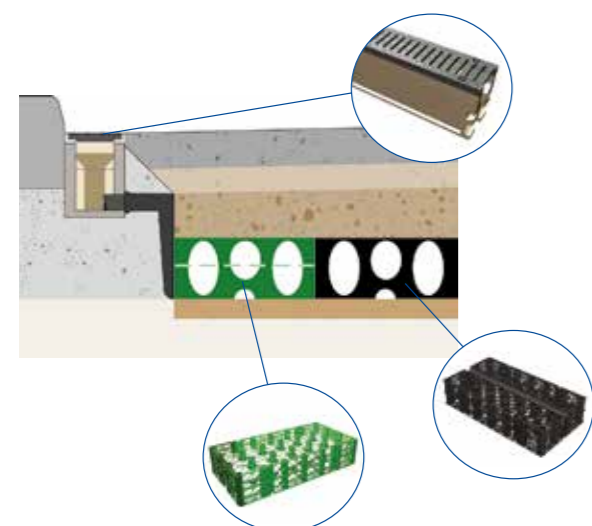
## Why a shallower application?

Shallower attenuation or infiltration structures are often necessary because the ground at greater depths presents a construction challenge, of one kind or another. This could be due to the presence of chemicals or contamination left over from previous land use, a high water table or hard rock areas. Some drainage engineers prefer a shallower approach because it does not rely on expensive pumping equipment. Shallower methods also reduce environmental impact because they require less excavation and fewer trips to transport infill and rubble to and from the site. They are also much more versatile and cost-effective than deeper solutions, as no trench supports are required and the need for expensive, heavy plant usually required during installation, is eliminated.



## The Permavoid system key benefits

- Designed and tested for retention, attenuation or infiltration at shallower depths
- Provides effective source control
- Can be installed above a high water table
- Allows water to be spread across a wide area
- Ideal for brownfield or contaminated sites
- Provides treatment to remove silt and hydrocarbon deposits
- Removes the requirement for pumping stations
- Oil interception at source – no need for petrol interceptors
- Can be used in combination with the full range of Polystorm geocellular solutions for deeper applications
- Interlocking raft for rigidity and a high compressive and tensile strength under load
- Suitable for use beneath porous and non-porous surfaces
- Reduction in excavation depth and cost
- No need for trench supports or plant to deliver and remove trench support panels
- Can be used in conjunction with soft SuDS to help 'make space for water'



## Within impervious pavements

Within impervious pavements, Permavoid can be installed as a replacement for granular sub-base to enhance the attenuation capacity, due to the high void ratio of the Permavoid modular cell. Permachannel and Permaceptors are used to capture water from hardstanding areas. They treat surface water run-off and transfer the flow into the adjoining Permavoid layer.

The water treatment efficiency of the system is enhanced with the addition of Permavoid Biomats. These have a floating oil treatment geotextile which prevents any excess oils and hydrocarbons entering the storage system.



## Within pervious pavements

As Permavoid can be installed as a replacement for granular sub-base; the attenuation capacity of pervious pavements can be significantly increased due to the high void ratio of the Permavoid modular cell and the thickness of traditional granular layers may be reduced in many instances. The water treatment efficiency of the pavement can also be significantly enhanced by the introduction of Permafilter oil treatment geotextile at formation level to prevent any excess oils and hydrocarbons from passing through the storage system. This is also relevant where pavements are designed as infiltration features.



## Permavoid applications

With an increasing emphasis being placed on the implementation of source control drainage solutions, the Permavoid system provides a flexible, modular geocellular water management solution for a wide range of applications.



### Suitable for almost every project

The Permavoid system can be incorporated into the full range of traffic conditions, from domestic driveways to HGV applications and is suitable below pervious and impervious asphaltic, block paved or concrete paved areas. The Permavoid system complies with the requirements of BS 7533-13 and incorporates a high vertical compressive strength of 715 kN/m<sup>2</sup> and lateral compressive strength of 156 kN/m<sup>2</sup>.

#### High water tables

High water tables and even perched water at shallow depths, require specific design and construction measures to avoid issues such as flotation of attenuation structures, and often prevents the use of soakaways. Anti-flotation and temporary dewatering measures are invariably very expensive. The Permavoid system can often provide the attenuation or infiltration solution for such projects by avoiding groundwater issues.

#### Contaminated land

Redevelopment of brownfield sites is commonplace and issues of ground contamination often go together simultaneously. Permavoid structures can negate the need to excavate into contaminated soils, a process that would otherwise incur significant costs in on-site remediation or off-site disposal, as well as associated environmental issues.

#### Excavation of hard rock

Excavation of hard rock is usually expensive and slow. However, Permavoid is ideal for use on sites that are underlain by hard rock at shallow depth as the systems can be incorporated into the pavement construction. This invariably avoids any net additional excavation for the drainage system.

#### Shallow outfalls

Shallow Permavoid solutions can very often avoid the need for pumping that might otherwise be required with conventional drainage or deep attention tank solutions. Pumped solutions can be costly to install and maintain and are considered to be environmentally unsustainable.

#### Passive irrigation

Maintaining consistent soil moisture on green roofs and planters during dry periods can prove challenging. The Permavoid system can overcome this by incorporating passive irrigation, which draws up residual storm water held within the system to provide a consistent nutrient source to the soil above.

#### Limited access sites

The Permavoid system can be easily man-handled into place without any heavy lifting or off-load equipment. The footprint of the structure does not have to be square; segmented tanks can fit into the available space.

#### Ground stabilisation

Due to their high compressive strength and bending resistance within the joints, Permavoid cells create a horizontal, consistent structural raft providing a stable structure.

#### Soft landscaped areas

The Permavoid system can be used to provide pre-treatment of stormwater run-off before it enters a swale, dry basin, pond or wetland. It can even be installed below soft SuDS to improve treatment and increase storage capacity.

#### Multi-function and urban landscapes

SuDS is an integral function of water sensitive urban designs (WSUD). Permavoid offers an efficient storage and treatment system to help achieve improved stormwater management, particularly when incorporated into urban retrofitting applications.

#### Bio-retention systems

The Permavoid system can be an effective storage and treatment solution when incorporated into the design of rain gardens and bioretention systems where space is limited.

#### Public open spaces

Acting as both a sub-base replacement system and drainage component, the Permavoid system can give maximum attenuation and infiltration capabilities for both natural and artificial surfaces and be integrated into site-wide sustainable drainage systems more effectively. The result is a sustainable development in line with the DEFRA national standards for delivery of sustainable drainage systems.

#### Driveways

Any domestic driveway or front garden over 5m<sup>2</sup> that is being paved must incorporate SuDS to minimise the risk of flooding. The Permavoid system, used in conjunction with permeable paving, can help adhere to these requirements whilst allowing a wide range of landscaping options.

# Permavoid system components

The Permavoid system comprises of:



**Permavoid (85 & 150)**  
Product codes: PVPP85 & PVPP150

Geocellular sub-base replacement system that locks together to form an interlocking raft of exceptional high compressive and tensile strength.

See page 70



**Permachannel**  
Product code: PV03001

A linear treatment system that combines run-off collection, silt and effluent interception and water treatment functions.

See page 71



**Permavoid Biomat**  
Product code: PV150BM

High strength geocellular unit containing a low density, oil treating, geosynthetic floating mat.

See page 72



**Permafilter Geotextile**  
Product code: PV23002

A non-woven, dimpled, needle-punched geotextile designed for hydrocarbon pollution treatment.

See page 73




**Geomembrane**

An impermeable membrane for wrapping around Permavoid structures to form watertight tanks.



**Permaties**  
Product code: PVCLIP

Fully interlocking tapered tie connections to securely link Permavoid cells together horizontally in a single structure and to transfer tensile loads.



**Permavoid Capillary Cones**  
Product codes: PVPP85CC2 & PVPP85CC4

Our technical manual and datasheets for the Permavoid system components can be found on our Technical Hub: [www.polypipe.com/civils-technical-hub](http://www.polypipe.com/civils-technical-hub)



**Shear Connector**  
Product code: PVSC

Securely links multiple layers of Permavoid together in a single structure.



**Permavoid Medium Duty with Biomat**  
Product code: PSM1BM

Comprising of a low density, oil treating geosynthetic floating mat for use with the Polystorm range of modular geocellular units.



**Permaceptor**  
Product code: PV04002

A combined run-off collection, silt/oil interceptor and treatment system used with road/yard gullies.



**Permafoam (85 & 150)**  
Product codes: PVPP85PF & PVPP150PF

An open celled absorbent phenolic foam incorporated into Permavoid geocellular units for 'on demand' irrigation or check dams.



**Permatex 300**  
Product code: PV23006

A heavy duty, non-woven, polypropylene, geotextile designed to protect and separate Permavoid geocellular layers.



**Orifice Plate Flow Control Chambers**

A pre-fabricated orifice plate flow control unit, incorporating a removable filter to protect the orifice.



**Permavoid Rainwater Diffuser Unit**  
Product code: PV09011

Permavoid units encapsulated with a 2mm mesh fabric diffuse the collected run-off into the surrounding granular sub-base.



**Permavoid Connectors**  
A range of Spigot and Saddle Connectors allowing piped connection to the Permavoid structure.



**Permavoid Capillary Geotextile**  
Product code: PV23008  
A heavy duty, non-woven geotextile formulated to provide passive irrigation to soft and landscaped areas.

SECTION 5 Geocellular solutions

[www.polypipe.com/geocellarsolutions](http://www.polypipe.com/geocellarsolutions)



Permavoid 150 cell

Permavoid Modular Cells		
Description	Dimensions mm	Code
Permavoid 85	708 x 354 x 85	PVPP85
Permavoid 150	708 x 354 x 150	PVPP150
Permavoid Biomat	708 x 354 x 150	PV150BM
Permafoam 85	708 x 354 x 85	PVPP85PF
Permafoam 150	708 x 354 x 150	PVPP150PF
Permavoid 85 Capillary Cone (2 cones per cell)	708 x 354 x 85	PVPP85CC2
Permavoid 85 Capillary Cone (4 cones per cell)	708 x 354 x 85	PVPP85CC4
Permavoid Medium Duty with Biomat*	500 x 400 x 1000	PSM1BM

\*Please use Polystorm Shear Connectors and Clips.



Shear Connector

Permaties

Permavoid Connection Accessories	
Description	Code
Shear Connector	PVSC
Permaties	PVCLIP



Permafilter Geotextile

Geotextile Wraps*		
Description	Roll Dimensions m	Code
Permafilter Geotextile	2.4 x 100	PV23002
Permatex 300	5.25 x 65	PV23006
Permavoid Capillary Geotextile	6 x 100	PV23008

\*Geomembranes are also available.



Permachannel

Universal Permachannel Connector

Permachannel	
Description	Code
Permachannel complete with heel guard clip grating*	PV03001
Permachannel End Cap	PV03002
Universal Permachannel Connector	PV06305

\*Comes with Universal Permachannel Connector, 1 per metre.



Permaceptor

Permaceptor Interceptor Treatment System		
Description	Dimensions mm	Code
Permaceptor GullyCeptor (not including cover or frame)	1062 x 708 x 300	PV04002

Sumps, Catchpits and Orifice Plate Flow Control Chambers		
Description	Dimensions	Code
315mm Rainwater Downpipe Filter Chamber with litter guard	Maximum 0.5m deep, 110mm inlet, 160mm outlet	PV05007
500mm Silt Pit Chamber	Maximum 1m deep, 300mm deep sump, 4x Spigot Connectors up to 160mm	PV05032
500mm Orifice Plate Flow Controller	Maximum 1m deep, 300mm deep sump, 4x Spigot Connectors up to 160mm	PV05033
500mm Orifice Plate Flow Controller	Maximum 1.5m deep, 300mm deep sump, 4x Spigot Connectors up to 160mm	PV05035



Orifice Plate Flow Control Chamber

Preformed Spigot Connectors with Weldable Membrane	
Description	Code
110mm Flat Rigid Spigot Tank Adaptor	PV06200
160mm Flat Rigid Spigot Tank Adaptor	PV06201



Preformed Spigot Connector with weldable membrane

Flat Tank Spigot Connections	
Description	Code
110mm Flat Rigid Spigot Tank Adaptor	PV06200
160mm Flat Rigid Spigot Tank Adaptor	PV06201

Saddle Connections		
Description	Dimensions mm	Code
Saddle Connection 110/150	110 Spigot	PV06501
Saddle Connection 110/300	110 Spigot	PV06502
Saddle Connection 160/150	160 Spigot	PV06503
Saddle Connection 160/300	160 Spigot	PV06504



Saddle Connection

Permavoid Rainwater Diffuser Unit*		
Description	Dimensions mm	Code
Permavoid Rainwater Diffuser Unit x1 with a 110mm socket wrapped in a 2mm mesh	708 x 354 x 150	PV09011

\*Other sizes are available, please see our Permavoid Technical Manual for further information.



Permavoid Rainwater Diffuser Unit

## Permavoid 85 & 150 Product codes: PVPP85 & PVPP150

Permavoid is a geocellular interlocking system designed for shallow groundwater storage or infiltration, to be used in place of traditional aggregate sub-base. The system has an exceptionally high compressive and tensile strength and bending resistance, with a proprietary jointing system to create a consistent structural raft within the pavement that is ideal for the shallow attenuation of surface water.



Permavoid 85

Permavoid 150

Element	85mm	150mm
<b>PHYSICAL PROPERTIES</b>		
Weight per unit	2.25kg	3kg
Weight per square metre	9kg	12kg
Length	708mm	708mm
Width	354mm	354mm
Depth	85mm	150mm
<b>SHORT TERM COMPRESSIVE STRENGTH</b>		
Vertical	715kN/m <sup>2</sup>	
Lateral	156kN/m <sup>2</sup>	
<b>SHORT TERM DEFLECTION</b>		
Vertical	1mm per 126kN/m <sup>2</sup>	
Lateral	1mm per 15kN/m <sup>2</sup>	
<b>TENSILE STRENGTH</b>		
Of a single joint	42.4kN/m <sup>2</sup>	
Of a single joint at (1% secant modulus)	18.8kN/m <sup>2</sup>	
Bending resistance of unit	0.71kN/m	
Bending resistance of single joint	0.16kN/m	
Volumetric void ratio	92%	
Average effective perforated surface area	52%	
<b>OTHER PROPERTIES</b>		
Intrinsic permeability k	1.0 x 10 <sup>-5</sup>	
Ancillary	Permavoid Permatie Permavoid Shear Connector	
Material	Polypropylene (PP)	

### Permavoid 85 & 150 key benefits

- High strength, high capacity, shallow sub-base replacement system
- Stormwater attenuation and/or infiltration system
- Used as part of a SuDS scheme to offer stormwater storage at shallow construction depths
- Units are manufactured from 90% recycled polypropylene (PP)
- 100% recyclable

### Applications

The Permavoid units are suitable for use as a stormwater attenuation and/or infiltration system. The system comprises of single, interconnected cells which can be installed in the ground as part of sub-base formation. Permavoid is suitable for use in a range of applications including residential, industrial estates, car parks, sports pitches, roofs, basements, pedestrian areas and rainwater harvesting.

### Performance

The structural load bearing capacity of the Permavoid units have been tested in accordance with the following European Standard: BS 7533-13:2009. The system's structural design life expectancy, based upon creep test data (tested in accordance with CIRIA guidelines) is as follows; For lightly loaded areas such as car parks, a design life of 50 years is achievable. For areas with prolonged HGV loading, a typical design life may only be 25 years, depending on the design of the pavement surfacing and structural layers over the tank.

### Installation standard

All calculations for Permavoid units are based upon site-specific load cases, pavement construction types and thicknesses, soil cover and ground conditions and the suitability must therefore be approved for each project.

Hydraulic Performance						
3 units wide, 1 unit deep (1.06m x 0.15m)						
FREE DISCHARGE						
Gradient %	0	1	2	3	4	5
Flow Rate 85mm l/m/s	4	6	7	-	-	-
Flow Rate 150mm l/m/s	8	13	15	17	19	21

## Permachannel Product code: PVO3001

The Permachannel functions as a combined run-off collection, silt/oil interceptor and treatment system. The system is designed to be ideally laid with zero gradient to prevent the development of lateral velocities, stilling sheet run-off from each sub-catchment and encouraging silt deposition within each channel. The outlets discharge from the side of the channel via a weir and baffle component, which separates oils and prevents the effluent and silt from progressing beyond the channel into the rest of the drainage system.



### Permachannel key benefits

- Gravity separation of oils and silts at source
- Trapped effluent naturally treated by aerobic digestion
- Can enhance water quality and eliminate the need for end of line petrol/oil interceptors
- The system complies with the regulations of the treatment train criteria in a SuDS scheme as defined in PPG3
- 100% recyclable

### Applications

Permachannel is used for stormwater collection, interception and the treatment of associated pollutants. The system comprises of single or multiple interconnected channels appropriately located to collect surface water run-off from sub-catchments of predominantly impervious or pervious pavements. Permachannel is suitable for use in a range of applications including residential, industrial estates, car parks, sports pitches, roofs, basements, pedestrian areas and rainwater harvesting.

### Performance

Permachannel is rated to D400 loading in accordance with BS EN 124:1994 when installed with a concrete bed and haunch in accordance with site specific construction details.

### Installation standard

Permachannel must be installed on a load bearing concrete bed and haunch in accordance with site specific construction details.

For our full range of Permavoid datasheets and standard details, please visit our Technical Hub: [www.polypipe.com/civils-technical-hub](http://www.polypipe.com/civils-technical-hub)

Element	Value
<b>PHYSICAL PROPERTIES</b>	
Weight per unit	29kg
Length	1000mm
Width	150mm
Depth	210mm
Material	Polymer concrete
Grating	Ductile iron standard steel safe
Catchment area	30m <sup>2</sup>
Loading	Rated to D400
Average effective perforated surface area	Polymer concrete
Chemical resistance	The polymer concrete has a capillary-free, non-porous sealed structure, which makes it naturally resistant to most chemicals (i.e. petrol, oils and acids)

Effluent concentrations are below PPG3 Class I requirements.


Note: Ancillary universal channel connector 40mm diameter.

## Permavoid Biomat Product code: PV150BM

Permavoid Biomat is a high strength geocellular unit, designed for use with the Permavoid system, containing a low density, oil treating, geosynthetic floating mat (biomat). The biomat floats on water and is designed to intercept and treat any potential residual emulsified oils that may be present within the surface water. The use of Permavoid Biomat provides additional oil retention and water treatment capability to an underground water storage system.

### Permavoid Biomat key benefits

- Secondary treatment phase for potential residual hydrocarbons
- Pollutant-intercepting floating mat
- Same size as Permavoid so can be incorporated into Permavoid attenuation designs
- Floating medium maintained at air-water interface allowing optimum conditions for aerobic degradation
- Self maintaining, degrades residual oils by absorption and aerobic digestion
- Units are manufactured from 90% recycled polypropylene (PP)
- 100% recyclable



### Installation standard

All calculations for Permavoid Biomat units are based upon site-specific load cases, pavement construction types and thickness, soil cover and ground conditions and the suitability must therefore be approved for each project.

Element	Value
<b>PHYSICAL PROPERTIES</b>	
Weight per unit	3kg
Length	708mm
Width	354mm
Depth	150mm
<b>SHORT TERM COMPRESSIVE STRENGTH</b>	
Vertical	715kN/m <sup>2</sup>
Lateral	156kN/m <sup>2</sup>
<b>SHORT TERM DEFLECTION</b>	
Vertical	1mm per 126kN/m <sup>2</sup>
Lateral	1mm per 15kN/m <sup>2</sup>
<b>TENSILE STRENGTH</b>	
Of a single joint	42.4kN/m <sup>2</sup>
Of a single joint at (1% secant modulus)	18.8kN/m <sup>2</sup>
Bending resistance of unit	0.71kN/m <sup>2</sup>
Bending resistance of single joint	0.16kN/m <sup>2</sup>
Volumetric void ratio	92%
Average effective perforated surface area	52%
<b>OTHER PROPERTIES</b>	
Intrinsic permeability (k)	Minimum 1.0 x 10 <sup>-5</sup>
Oil retention	56g/m <sup>2</sup>
Effluent discharge at max. oil loading	10ppm
Ancillary	Permavoid Permatie Permavoid Shear Connector

### Applications

Permavoid Biomat units are an effective water treatment component suitable for use as a stormwater attenuation and/or infiltration system. The system comprises single, interconnected cells which can be installed in the ground as part of a sub-base formation. Permavoid Biomat is suitable for use in a range of applications including residential, industrial estates, car parks, sports pitches, roofs, basements, pedestrian areas and rainwater harvesting.

### Performance

The structural load bearing capacity of the Permavoid Biomat units have been tested in accordance with the following European Standard: BS 7533-13:2009. The system's structural design life expectancy, based upon creep test data (tested in accordance with CIRIA guidelines) is as follows: For lightly loaded areas such as car parks, a design life of 50 years is achievable. For areas with prolonged HGV loading, a typical design life may only be 25 years, depending on the design of the pavement surfacing and structural layers over the tank.

## Permafilter Geotextile Product code: PV23002

Permafilter Geotextile is a non-woven, dimpled, needle-punched geotextile that has been specifically designed for hydrocarbon pollution treatment in sustainable drainage systems (SuDS) and other civil engineering applications.

### Permafilter Geotextile key benefits

- Captures residual hydrocarbons
- Removes pollutants by biodegradation
- 100% recyclable
- Enhances water quality when used as part of a source control SuDS and eliminates the need for end of line petrol/oil interceptors
- Designed to be self-maintaining for the life of the installation



### Applications

Permafilter Geotextile is suitable for use in a range of applications including residential, industrial estates, swales, sports pitches, car parks, roofs, basements, pedestrian areas and rainwater harvesting.

### Performance

The dimpled geotextile comprises of a proprietary blend of polyester fibres that incorporates hydrophilic (water attracting and oil repellent) and hydrophobic (oil attracting and water repellent) properties to achieve superior oil retention. Permafilter Geotextile is capable of retaining oil contamination ranging from daily car drip losses, up to catastrophic spillages i.e. originating from car oil-sump failures. The entrapped hydrocarbons are biodegraded by naturally occurring microorganisms providing a self-cleansing mechanism.

### Laying generally

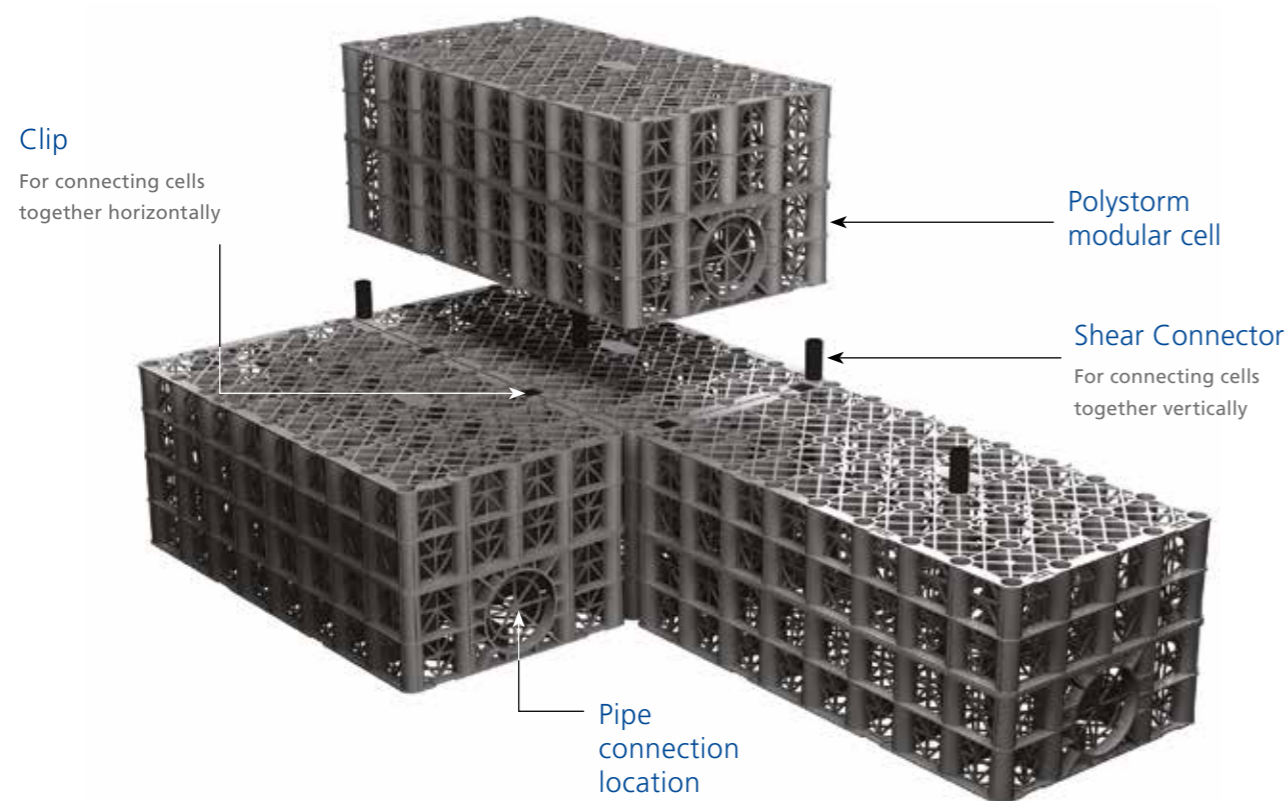
Permafilter will be laid to suit site specific requirements. Overlaps shall be a minimum of 300mm or heat sealed. Ensure geotextile is clean and debris free before installing Permavoid.

Element	Value
<b>PHYSICAL PROPERTIES</b>	
Weight per unit	300g/m <sup>2</sup>
Roll length	100m
Roll width	2.4m
Roll weight	72kg
<b>MECHANICAL PROPERTIES</b>	
Tensile strength EN10319 (md/cmd)	9/12kN/m
Static puncture (CBR test) EN12236	1575N
<b>HYDRAULIC PROPERTIES</b>	
Water permeability EN ISO 11058	57 l/m <sup>2</sup> /s
<b>OTHER PROPERTIES</b>	
Air permeability	1000 l/m <sup>2</sup> /s
Max. oil retention	6l/10m <sup>2</sup>
Effluent discharge at max. oil loading	10ppm
Material	Modified polyester

For our full range of Permavoid datasheets and standard details, please visit our Technical Hub: [www.polypipe.com/civils-technical-hub](http://www.polypipe.com/civils-technical-hub)

# Polystorm range


The Polystorm geocellular range is designed to provide retention, attenuation or infiltration at a variety of depths. It is ideally suited to deeper applications and can accommodate a wide range of traffic loadings, from pedestrianised areas to large HGV parks.



Polystorm modular cells are joined together with Clips and Shear Connectors to provide water storage structures. Each cell has a 95% void ratio to provide a highly efficient, SuDS compliant water retention, attenuation or infiltration solution. For projects that have high sustainability targets, Polystorm is also available manufactured from recycled materials.

## Polystorm system key benefits

- 95% void ratio providing greater water storage capacity and reduced excavation and disposal costs
- BBA approved for Polystorm Lite, Polystorm-R and Polystorm. BBA pending for Polystorm Xtra
- Modular units allow flexibility of shape, making it ideal for shallow excavation systems, narrow strips or for use in restricted areas
- Light weight yet robust, affording excellent Health and Safety and installation benefits
- Unique rounded corners make it easy to handle and reduce likelihood of punctures to membranes
- 100% recyclable at the end of its useful life
- Spans from 20 tonnes per square metre load bearing capacity, up to a maximum of 83 tonnes per square metre load bearing capacity
- The range can be designed for non-trafficked, trafficked or heavily trafficked applications
- Suitable for retention, attenuation and infiltration systems
- Up to 60 year design life
- Polystorm modular cells manufactured from polypropylene
- Polystorm Access manufactured from MDPE



## Polystorm systems



**BBA** BRITISH BOARD OF AGREEMENT CERTIFICATE No. 064207  
**Polystorm Lite**  
 Landscaped/pedestrian areas



**BBA** BRITISH BOARD OF AGREEMENT CERTIFICATE No. 064207  
**Polystorm-R**  
 Trafficked areas



**BBA** BRITISH BOARD OF AGREEMENT CERTIFICATE No. 064207  
**Polystorm**  
 Trafficked areas



**Polystorm Xtra**  
 Heavy trafficked, deep or reduced cover areas

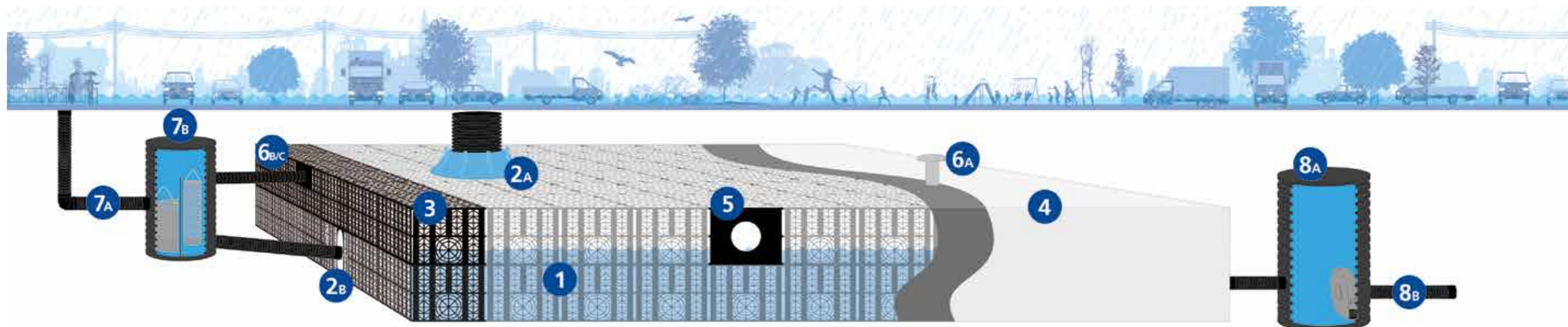


**Polystorm Inspect**  
 Lateral maintenance and inspection



**Polystorm Access**  
 Vertical maintenance and inspection

# An 8 step guide to a total Polystorm system



## 1 Select modular cell



**Polystorm Lite**  
Product code: PSM2

**Landscaped/pedestrian**  
Polystorm Lite has been specifically designed for non-trafficked applications. With a 20 tonnes per square metre compressive strength, it will support general maintenance vehicles such as grass cutters. Polystorm Lite is typically used in landscaped and pedestrianised areas at lower depths.

See page 80



**Polystorm-R**  
Product code: PSM1A

**Trafficked**  
The standard Polystorm cell for trafficked and loaded applications at greater depths has a compressive strength of 61 tonnes per square metre and the added benefits of a higher recycled material content. Ideally suited for housing, commercial and infrastructure projects.

See page 81



**Polystorm**  
Product code: PSM1

**Trafficked**  
The Polystorm cell, made of virgin material, has a 44 tonnes per square metre compressive strength and is ideally suited for trafficked and loaded areas at greater depths.

See page 82



**Polystorm Xtra**  
Product code: PSM3

**Heavy trafficked, deep or reduced cover**  
Designed for use in deeper burial depths for heavily trafficked applications, Polystorm Xtra has a compressive strength of 83 tonnes per square metre, making it suitable for use in very heavily trafficked areas, deep applications and where reduced cover is required.

See page 83


### Connection accessories



• Shear Connectors  
Product code: PSMSC



• Clips  
Product code: PSMCLIP



• Brick Bond Connectors  
Product code: PSMBBSC

## 2 Select access if maintenance and inspection is required



### 2A Polystorm Access (see page 84 for product codes)

Polystorm Access provides a 1m x 0.5m vertical shaft within a Polystorm geocellular structure to enable surface access for remote camera inspection and maintenance activities such as flushing and rodding. The system consists of a 500mm diameter shaft which extends from surface level to the top of a Polystorm structure, at which point a turret provides an interface between the shaft and the inspection chamber within the Polystorm structure.



### 2B Polystorm Inspect – Product code: PSM4

The Polystorm Inspect cell is complementary to the Polystorm range of modular cell solutions. Its primary purpose is to provide a tunnel along the length of a fully installed Polystorm structure to enable access for inspection and maintenance. Polystorm Inspect is a high strength thermoplastic cell which evenly distributes its load through the Polystorm structure. The tunnel end is left open by default but the unit can be closed off if required by clipping into place the moulded end plate. For purposes of identification the cell features a yellow centre section and end plate.

See page 85

## 3 Select if treatment is required



### Permavoid Medium Duty with Biomat – Product code: PSM1BM

Comprising of a high strength, low density, oil treating geosynthetic floating mat for use with the Polystorm range of modular geocellular units. For multi-stage oil interception the Permavoid Medium Duty with Biomat can be used in conjunction with Permachannel (linear treatment) or a pre-fabricated RIDGISTORM Separate Weir and Baffle Chamber (point treatment).

## 8 step guide continued...

### 4 Select wrap

#### Geomembrane for retention & attenuation

An impermeable membrane for wrapping around geocellular structures to form watertight tanks. This is then wrapped in a geotextile which protects the geomembrane during installation.

#### Permafilter Geotextile for infiltration

Product code: PV23002

This geotextile has been specifically designed to remove hydrocarbon pollution, treating the captured water before infiltrating it into the ground for treatment and infiltration.

See page 73

#### Permatex 300 for infiltration or protection

Product code: PV23006

A non-woven protective geotextile that can be used for soakaway infiltration solutions or to wrap a geocellular tank before a geomembrane is installed for added protection.

#### Polystorm Soakaway Geotextiles for infiltration

Product codes: PVTS1000 & PVTS2000

Available as standard (PVTS1000) or heavy duty (PVTS2000), they are UV stabilized, polypropylene, filament needle-punched non-woven geotextiles – suitable for infiltration applications and drainage trenches.



### 5 Flange Connections

A flange adaptor is attached at both the inlet and outlet points to allow water to enter and exit the tank.



Flange Adaptor to EN1401



Polystorm cell with Drainage Flange Connection

5a. Polystorm cells with Flange Connections to Ridgidrain drainage pipes: PSMCRD225 (225mm), PSMCRD300 (300mm), PSMCRD375 (375mm)

5b. Polystorm Inspect cells with Flange Connections to Ridgidrain drainage pipes: PSM4CRD225 (225mm), PSMCRD300 (300mm)

5c. Flange Adaptor to EN1401: PSMFA110 (110mm), PSMFA160 (160mm)

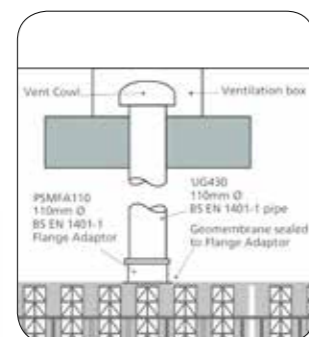
5d. Flange Adaptor to Ridgidrain: PSMFA150 (150mm), PSMFA225 (225mm), PSMFA300 (300mm), PSMFA375 (375mm), PSMFA450 (450mm), PSMFA600 (600mm)

### 6 Venting

Every attenuation tank requires at least one vent to maximise hydraulic performance, reduce stress on encapsulating geomembranes and avoid stagnant water. This can be done by installing either a Vent Cowl or a connection pipe to vent air directly into an upstream chamber.

#### 6A Vent Cowl

Product code: SCV40  
To vent air above ground.



#### 6B BS EN1401-1 pipe

Product code: UG430



#### 6C 150mm Ridgidrain pipe

Product code: RD150X6PE  
For ventilation into the upstream chamber.



### 7 Associated upstream products

#### 7A Ridgidrain

Ridgidrain can be utilised within a Polystorm system by allowing captured surface water to enter the attenuation or infiltration tank.



#### 7B RIDGISTORM Separate Chambers

RIDGISTORM Separate Chambers are self-cleaning and prevent the ingress of debris, silt, organic and even other particles into the Polystorm structure, extending its useful life.

#### Silt Traps

Small diameter (320-460mm)

Silt traps are available from the RIDGISTORM Separate Silt Traps range.

See page 52

#### Catchpits

Larger diameter (450-3000mm)


Catchpits are available from the RIDGISTORM Separate range.

See page 53

#### Filter Chambers

In addition to silt traps and catchpits, we also offer RIDGISTORM Separate Filter Chambers with additional treatment features.

See page 54 - 55



### 8 Associated downstream products

#### 8A RIDGISTORM Check

A choice of Vortex or Orifice Plate Flow Control Chambers for precise control of site discharge rates.

See page 48



#### RIDGISTORM Control

Pre-fabricated structured wall chambers which feature 'in-line' system components such as penstocks, gate valves or flap valves to control system flows and facilitate maintenance.

See page 50



#### 8B Ridgidrain

Ridgidrain can be utilised to drain away stored water from a Polystorm attenuation tank.





## Polystorm Lite Product code: PSM2

Polystorm Lite has been specifically designed for non-trafficked applications such as landscaped areas, pedestrianised areas or public open spaces. With a compressive strength of up to 20 tonnes/m<sup>2</sup>, it is able to support general maintenance vehicles such as grass cutters. Polystorm Lite can be used for retention, attenuation and infiltration applications.



### Polystorm Lite key benefits

- Compressive strength of 20 tonnes/m<sup>2</sup>
- Ideal for retention, attenuation or infiltration applications with a suitable geomembrane or geotextile
- Designed for landscaped, pedestrian or other non-loaded applications
- BBA approved
- Visual and maintenance access can be achieved when used in conjunction with Polystorm Access and Inspect
- Can be used as part of a value engineered hybrid system with Polystorm-R, Polystorm and Polystorm Xtra
- Integrated inlet and outlet
- 3D flow throughout the structure
- 95% void ratio
- 100% recyclable
- 50 years creep limited life expectancy

Element	Value
<b>TECHNICAL SPECIFICATION OVERVIEW</b>	
Product code	PSM2*
Length	1m
Width	0.5m
Depth	0.4m
Total volume	0.2m <sup>3</sup>
Unit weight	7kg
Unit storage volume	0.19m <sup>3</sup> (190 litres)
Void ratio	95%
Vertical compressive strength	Maximum 200kN/m <sup>2</sup> **
Lateral compressive strength	Maximum 40kN/m <sup>2</sup> **
Short-term vertical deflection	43kN/m <sup>2</sup> per mm
Short-term lateral deflection	6.4kN/m <sup>2</sup> per mm
Maximum burial depths: Non-trafficked	2.5m***

\* Each unit includes 4 Clips and 2 Shear Connectors.

\*\* Compressive strength at yield, maximum recommended value for design purposes.

\*\*\* Based on ground conditions being dense sand and gravel with no groundwater present, using the calculation methodology detailed within CIRIA C680 (2008). Where ground conditions differ, please consult our water management solutions Technical Department on +44 (0) 1509 615100.



For our full Polystorm Lite datasheet, please visit our Technical Hub: [www.polypipe.com/civils-technical-hub](http://www.polypipe.com/civils-technical-hub)



Note: Exact colour may vary due to recycled material.

Element	Value
<b>TECHNICAL SPECIFICATION OVERVIEW</b>	
Product Code	PSM1A*
Length	1m
Width	0.5m
Depth	0.4m
Total volume	0.2m <sup>3</sup>
Unit weight	9kg (approx)
Unit storage volume	0.19m <sup>3</sup> (190 litres)
Void ratio	95%
Vertical compressive strength	610kN/m <sup>2</sup> **
Lateral compressive strength	63kN/m <sup>2</sup> **
Short-term vertical deflection	60kN/m <sup>2</sup> per mm
Short-term lateral deflection	4.4kN/m <sup>2</sup> per mm
Estimated long term vertical deflection (creep)	0.2798 Ln (design life in hrs) +0.485 [Based on an applied test load = 162 kN/m <sup>2</sup> ] Creep data limit 60 years
Estimated long term lateral deflection (creep)	1.0192 Ln (design life in hrs) -3.864 [Based on an applied test load = 30.8 kN/m <sup>2</sup> ] Creep data limit 60 years

Note: Polystorm-R is ideal for use in trafficked and pedestrian applications subject to a structural design check and suitable installation conditions.

\* Each unit includes 4 Clips and 2 Shear Connectors.


\*\* Compressive strength at yield, maximum recommended value for design purposes.

## Polystorm-R Product code: PSM1A

Polystorm-R has been designed to provide retention, attenuation or infiltration in trafficked and loaded areas. It has a 61 tonnes/m<sup>2</sup> compressive strength and is manufactured from over 90% recycled material content.

### Polystorm-R key benefits


- Made from specially selected and controlled recycled materials
- Environmentally friendly, sustainable solution
- Compressive strength of 61 tonnes/m<sup>2</sup>
- Ideal for retention, attenuation or infiltration applications/schemes with a suitable geomembrane or geotextile
- BBA approved
- Can be used as part of a value engineered hybrid system with Polystorm Lite, Polystorm and Polystorm Xtra
- Integrated inlet and outlet
- 3D flow throughout the structure
- 95% void ratio
- 60 years creep limited life expectancy



For our full Polystorm-R datasheet, please visit our Technical Hub: [www.polypipe.com/civils-technical-hub](http://www.polypipe.com/civils-technical-hub)

# Polystorm Product code: PSM1

Polystorm has a 44 tonnes/m<sup>2</sup> compressive strength and is ideally suited for retention, attenuation or infiltration under trafficked or loaded areas such as car parks and housing and commercial developments.



## Polystorm key benefits

- Compressive strength of 44 tonnes/m<sup>2</sup>
- Ideal for retention, attenuation or infiltration applications with a suitable geomembrane or geotextile
- Designed for trafficked and loaded conditions
- BBA approved
- Visual and maintenance access can be achieved when used in conjunction with Polystorm Access and Inspect
- Can be used as part of a value engineered hybrid system with Polystorm Lite and Polystorm Xtra
- Integrated inlet and outlet
- 3D flow throughout the structure
- 95% void ratio
- 100% recyclable
- 50 years creep limited life expectancy

Element	Value
<b>TECHNICAL SPECIFICATION OVERVIEW</b>	
Product code	PSM1*
Length	1m
Width	0.5m
Depth	0.4m
Total volume	0.2m <sup>3</sup>
Unit weight	9kg
Unit storage volume	0.19m <sup>3</sup> (190 litres)
Void ratio	95%
Vertical compressive strength	Maximum 440kN/m <sup>2</sup> **
Lateral compressive strength	Maximum 63kN/m <sup>2</sup> **
Short-term vertical deflection	83kN/m <sup>2</sup> per mm
Short-term lateral deflection	4.2kN/m <sup>2</sup> per mm
Maximum burial depths:	
Light trafficked	3.7m***
Non-trafficked	3.8m***

\* Each unit includes 4 Clips and 2 Shear Connectors.

\*\* Compressive strength at yield, maximum recommended value for design purposes.


\*\*\* Based on ground conditions being dense sand and gravel with no groundwater present, using the calculation methodology detailed within CIRIA C680 (2008). Where ground conditions differ, please consult our water management solutions Technical Department on +44 (0) 1509 615100.

For our full Polystorm datasheet, please visit our Technical Hub: [www.polypipe.com/civils-technical-hub](http://www.polypipe.com/civils-technical-hub)



# Polystorm Xtra Product code: PSM3

Designed for use in deeper burial depths, heavily trafficked applications and where areas of reduced cover are required, Polystorm Xtra has a compressive strength of 83 tonnes/m<sup>2</sup>, making it suitable for use in very heavily trafficked areas like lorry parks and industrial access roads.



## Polystorm Xtra key benefits

- Compressive strength of 83 tonnes/m<sup>2</sup>
- Ideal for retention, attenuation or infiltration applications/schemes with a suitable geomembrane or geotextile
- Designed for heavy trafficked conditions which require shallow excavations or deep burial depths
- Can be used as part of a value engineered hybrid system in non-loaded and light traffic applications with Polystorm Lite, Polystorm-R and Polystorm
- Installed with blue lid facing down for increased strength
- Undergone testing in accordance to BBA certification
- Integrated inlet and outlet
- 3D flow throughout the structure
- 94% void ratio
- 100% recyclable

Element	Value
<b>TECHNICAL SPECIFICATION OVERVIEW</b>	
Product code	PSM3*
Length	1m
Width	0.5m
Depth	0.21m
Total volume	0.105m <sup>3</sup>
Unit weight	6kg
Unit storage volume	0.0986m <sup>3</sup> (98 litres)
Void ratio	94%
Vertical compressive strength	Maximum 834kN/m <sup>2</sup> **
Lateral compressive strength	Maximum 93kN/m <sup>2</sup> **
Short-term vertical deflection	97.8kN/m <sup>2</sup> per mm
Short-term lateral deflection	7.1kN/m <sup>2</sup> per mm
Maximum burial depths:	
Heavy trafficked	4.8m***
Light trafficked	5.3m***
Non-trafficked	5.45m***


\* Each unit includes 4 Clips and 2 Shear Connectors.

\*\* Compressive strength at yield, maximum recommended value for design purposes.

\*\*\* Based on ground conditions being dense sand and gravel with no groundwater present, using the calculation methodology detailed within CIRIA C680 (2008).

Where ground conditions differ, please consult our water management solutions Technical Department on +44 (0) 1509 615100.

For our full Polystorm Xtra datasheet, please visit our Technical Hub: [www.polypipe.com/civils-technical-hub](http://www.polypipe.com/civils-technical-hub)



# Polystorm Access

Product codes: See chart below

Polystorm Access provides a 1m x 0.5m shaft within a Polystorm geocellular structure to enable surface access for remote camera inspection and maintenance activities, such as flushing and rodding.

The system consists of a 500mm diameter shaft which extends from surface level to the top of a Polystorm structure, at which point a turret provides an interface between the shaft and the inspection chamber within the Polystorm structure. At the bottom of the chamber, a base unit interlocks with the surrounding layer of Polystorm cells whilst supporting the geomembrane. A 350mm reduced access shaft cap is provided to comply with inspection chamber regulations.

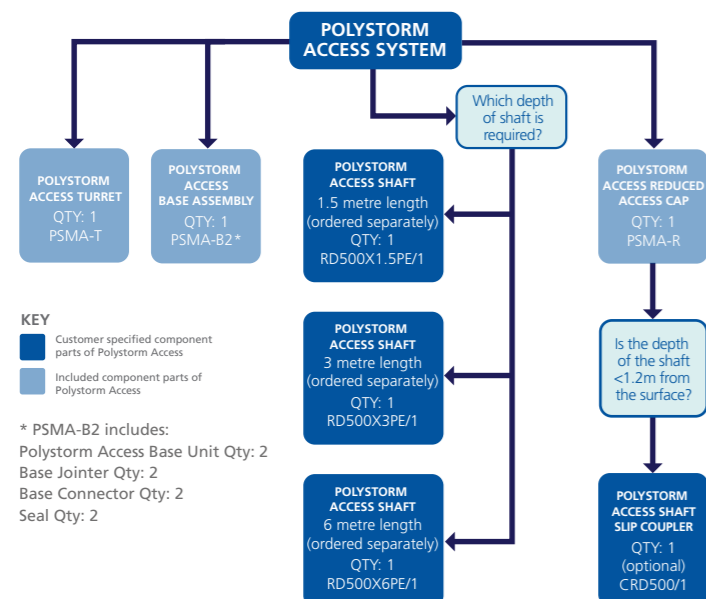
Polystorm Access is suitable for use with Polystorm Lite, Polystorm-R, Polystorm and Polystorm Xtra and may be combined with Polystorm Inspect for full length remote inspection and maintenance.



Please note: The Polystorm Access turret and base assembly are black. They are shown blue for illustration purposes.

## Polystorm Access key benefits

- Meets minimum 450mm width requirement for inspection chamber access, with 350mm reduced access where regulations dictate
- Integrated solution; can be used with Polystorm Inspect to monitor internal volume of geocellular structure
- Base unit provides smooth transition between Polystorm Inspect units
- Multiple inspection configurations can be achieved when used in conjunction with Polystorm Inspect
- Manufactured from polyethylene for light weight, ease of handling and high strength
- Sustainability: All components 100% recyclable after use



For our full Polystorm Access datasheet and installation guide, please visit our Technical Hub: [www.polypipe.com/civils-technical-hub](http://www.polypipe.com/civils-technical-hub)

# Polystorm Inspect

Product code: PSM4

The Polystorm Inspect cell is complementary to the Polystorm range of modular cell solutions. Its primary purpose is to provide a tunnel along the length of a fully installed Polystorm structure to enable access for inspection and maintenance.

Polystorm Inspect is a high strength, thermoplastic cell which evenly distributes its load through the Polystorm structure. The tunnel end is left open by default but the unit can be closed off if required by clipping into place the moulded end plate. For purposes of identification, the cell features a yellow centre section and end plate.



## Polystorm Inspect key benefits

- Creates a horizontal tunnel running through the middle of the tank to provide access for inspection and maintenance, i.e. jetting and rodding
- Can be used with Polystorm Lite, Polystorm-R and Polystorm
- Tunnel can be used as a flow inlet track achieving greater stormwater flow distribution within the unit
- Large access tunnel (height 320mm and width 172mm nominal) – allows maximum field of vision while maintaining the system's structural performance
- High strength to weight ratio
- Light weight cell allows easier handling and reduced Health and Safety risk
- Utilises the same Shear Connectors and Clips as the Polystorm range
- The tunnel restricts the dissipation of silt in to the overall structure making inspection and maintenance easier
- Polystorm Inspect cells with 225mm or 300mm inlets are available (PSM4CRD225 or PSM4CRD300)

Unit type	Polystorm Inspect*
<b>TECHNICAL SPECIFICATION OVERVIEW</b>	
Product code	PSM4
Length	1m
Width	0.5m
Depth	0.4m
Total volume	0.2m <sup>3</sup>
Unit weight	11.6kg*
Cube storage volume	0.188m <sup>3</sup> (188 litres)
Volumetric void ratio	94%
Vertical compressive strength at yield	Minimum 440kN/m <sup>2</sup>
Lateral compressive strength at yield	Minimum 63kN/m <sup>2</sup>
Short-term vertical deflection	Minimum 70.1kN/m <sup>2</sup> per mm
Estimated long term vertical deflection (creep)	0.6113Ln (design life in hrs)

Note: The table above is applicable to PSM4 without the end plate.  
 \* Approximate weight.

For our full Polystorm Inspect datasheet, please visit our Technical Hub: [www.polypipe.com/civils-technical-hub](http://www.polypipe.com/civils-technical-hub)


## Case study – Coronation Street



A shallow stormwater management system using Permavoid was specified for use as part of the construction of the new Coronation Street set

Permavoid was the ideal choice for the project because the existing site was brownfield with a high water table and shallow outfall and our system was capable of providing an innovative shallow solution. The project saw 28 separate Permavoid attenuation tanks installed throughout the site, providing a combined storage capability of 420,000 litres.

High strength cells were combined with strategically located Permachannel and Permavoid Biomat cells that capture, treat, store and control rainwater discharge at source. The system also incorporates a unique jointing mechanism that forms an interlocking 'raft' that supports structural loads across the heavily trafficked areas of the Coronation Street set. The shallow depth of the solution not only negated the need for pumping stations, it also reduced the need for temporary works, which in turn reduced installation and labour costs as well as Health and Safety risks.



## Case study – Walthamstow Stadium



Polypipe was called upon to provide a stormwater management system for the redevelopment of Walthamstow Stadium

Working closely with main contractor Quadrant Construction and consultant engineers MLM, Polypipe's Permavoid geocellular stormwater attenuation system was specified due to its ability to work perfectly as a sub-base replacement system, avoiding deep excavation at the site which contained contaminated ground and a high water table.

Located on the site of the former greyhound stadium and adjacent to the River Ching, the Walthamstow Stadium development boasts 294 new homes that incorporate sustainable drainage features, including brown roofs and permeable paving.

Utilising the high strength Permavoid system, Polypipe designed and supplied the system beneath 4,500m<sup>2</sup> of permeable paving to provide 1,500m<sup>3</sup> of stormwater attenuation to meet the requirements of the Environment Agency.

The design featured 150mm deep Permavoid cells, with Permafilter geotextile laid on top between the cells and the permeable paving. The Permafilter acts as a barrier to capture and treat surface water run-off at source from the permeable paving above, before entering the tank. The sides and the bottom of the tank were wrapped in a geomembrane to allow for stormwater to be attenuated, before discharging at a rate set by the Environment Agency into the river with the use of flow control devices. In areas of hard standing, without permeable paving, Permachannel and Permavoid Biomat were installed to capture, treat and attenuate surface water run-off.

The Permavoid system is capable of handling rainfall in the event of a '1 in 100' year storm, and reduces urban stormwater run-off from the site by 80%.

Despite being so light in weight, the strength of the Permavoid cells allows them to support structural loads across heavily trafficked areas, making them suitable to withstand the compressive and dynamic loads produced by vehicles at the site.

## Case study – East Kent College



### Polypipe tops the class in new College Development

A new centre for Environmental Technologies, at East Kent College, has benefited from one of our bespoke Polystorm geocellular drainage solutions. Working closely with groundworker Stevens Construction, our Water Management Solutions Team created a Polystorm infiltration structure underneath a car park of the College's new building.

Our Polystorm Access and Inspect products were used in conjunction with Polystorm-R modular cells to create a 96m<sup>3</sup> structure.

The soakaway tank is used to store surface water collected from the new study centre and disperse it at an even rate into the surrounding soil. Polystorm Access and Polystorm Inspect products feature tunnels specifically designed to allow access to be built into a Polystorm geocellular structure, for remote camera inspection and maintenance activities when required.

Both products were used in conjunction with each other to provide horizontal and vertical access simultaneously. The light weight nature of our plastic products meant that the site's lack of vehicle access did not prove an issue as the Polystorm cells could be moved onto site easily.

## Case study – David Wilson Homes



### Polypipe experts helped David Wilson Homes gain Section 104 approval for its new residential development in Essex

David Wilson Homes' large-scale Ashcroft Place development in Thundersley, Essex, required a bespoke sustainable drainage systems (SuDS) to meet Section 104 requirements. We were able to provide an effective and easy to install drainage solution for the project's Main Contractor J L Knight, which quickly gained Section 104 approval from the local water authority.

Polystorm-R modular cells, Ridgistorm-XL large diameter pipe and a RIDGISTORMCheck Vortex Flow Control Chamber were all utilised on the site, forming a number of attenuation tanks to store surface water and then gradually release it back into the sewer system.

A total of 2,790 Polystorm-R Cells were used to create five separate attenuation tanks for the site, with a combined capacity to store up to 558m<sup>3</sup> of stormwater. Ridgistorm-XL pipes in 750mm and 900mm diameters were utilised as single straight runs under the road, with 1200mm diameter Ridgistorm-XL pipes installed by the side of the road to form a bespoke multi-leg pre-fabricated attenuation tank.

We designed and manufactured Ridgistorm-XL in a variety of stiffness classes in order to overcome the issue of varying loading and ground conditions. Taking this approach and by combining this with Polystorm-R cells, means that the site is now protected against both 1 in 30 year and 1 in 100 year storm events.

The completed Ridgistorm-XL large diameter pipe system has a total length of 650m and was designed in accordance with the Specification for Highway Works and Sewers for Adoption.

# Rainwater harvesting overview

Climate change and population growth are reshaping how we think about rainwater. With UK temperatures predicted to rise over the next 70 years, climate change is driving the need for solutions to retain and reuse rainfall and surface water.



### Rainwater harvesting key benefits

- Tank sizes from 1,500 to 300,000 litres (smaller tanks available upon request)
- Leaf filter within engineered chambers to suit specific project needs
- Complete range of additional items such as duty standby and booster systems
- Mains water back-up
- Helps to reduce your carbon footprint by lowering the volume of water from local treatment works
- Tank system supplied with filters, pumps, valves, component set and factory fitted inlet, calmed inlet and outlet connections
- Offers bespoke design solutions
- Filter uses first flush principle
- Manifold system available for multiple dwellings
- Water filtered to 110 microns
- Increases water capture by using specialist filters such as RIDGISTORM-X4

By harvesting rainwater, a constant supply of water can be maintained, whatever the weather. In periods of heavy rain, rainwater harvesting takes pressure off local drains and limits the potential of flooding. It also stores plentiful supplies of water for use during dry periods.

## Why harvest rainwater?

- Population growth and rising consumption is increasing the demand for water
- Climate change is creating pressure to conserve water
- Legislation is enforcing the need to conserve water
- Higher water charges and water metering are predicted
- We use up to 70% more water now than we did 30 years ago

## Commercial systems

If you are interested in rainwater harvesting systems for commercial applications, including schools, office blocks, warehouses, hotels, and other multi-occupancy venues please contact **Polypipe Terrain** on **+44 (0) 1622 795200**.

## Harvested rainwater can be used for:

- Toilet flushing
- Irrigation and landscape watering
- Cooling and sprinkler systems
- Vehicle washing
- Domestic and commercial laundry

## Residential systems

If you are interested in rainwater harvesting systems for residential use, please contact **Polypipe Building Products** on **+44 (0) 1709 770000**.

## Contents

SECTION 6	Rainwater harvesting	
	Rainwater harvesting overview	90 - 91
	Rainstream	92 - 93

SECTION 6 Rainwater harvesting

[www.polypipe.com/rainwaterharvesting](http://www.polypipe.com/rainwaterharvesting)

# Rainstream

Rainstream from Polypipe offers a range of highly effective solutions for the retention, filtration and reuse of rainwater.

## Rainstream for commercial applications

Large-scale solutions have been installed on a wide variety of projects, from Ministry of Defence sites through to retail developments. Our team, consisting of fully-qualified designers and engineers, have the technical pedigree and manufacturing capability to design solutions to meet any site requirements.

## Assessment and advice

Our experts offer a wide range of advice and support to help explain the solutions available for the effective capture, storage, filtration and reuse of rainwater. Services include: assessment, tank sizing calculations, technical detail and system schematics.

Together these services ensure that customers receive the most suitable and effective rainwater reuse system for their particular application.

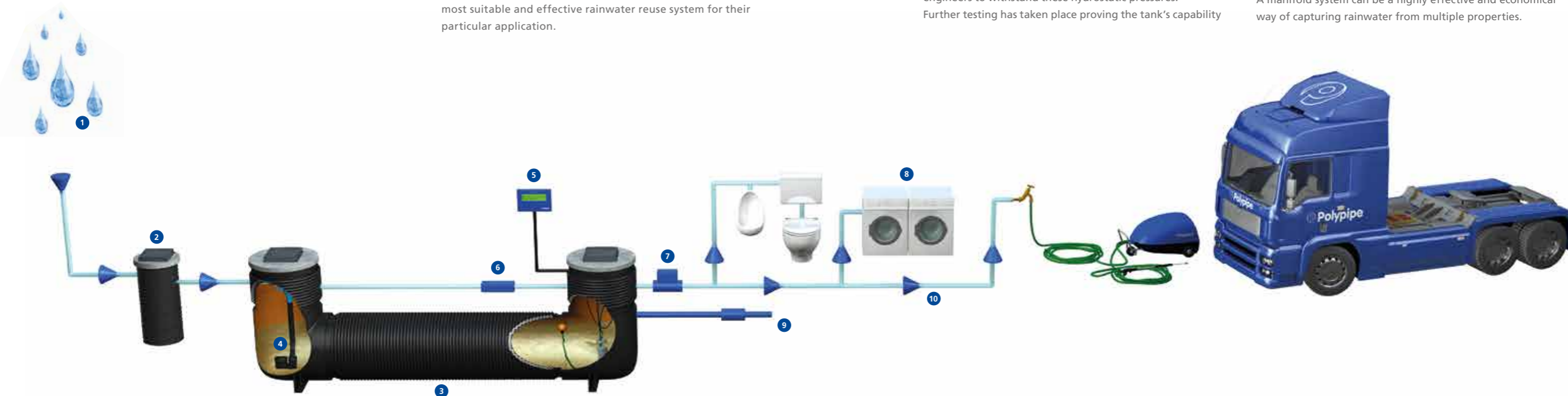
## Rainstream Home XL for residential applications

A key benefit of Rainstream Home XL is that it will never need a concrete surround in non-loaded applications, even in cases of a high water table. All that is needed is a concrete base which the tanks are strapped to. It provides a simple solution to the complex problem of rising water tables and changing weather patterns. As most systems are installed during the summer months when water tables are at their lowest, the rising water table that occurs in winter is often not taken into account. Some systems are not designed to be installed within the water table and are unable to withstand the hydrostatic pressures, resulting in their collapse. Rainstream Home XL has been designed by civil engineers to withstand these hydrostatic pressures. Further testing has taken place proving the tank's capability

to withstand water pressure at a burial depth of up to 6m or 0.6 bar, far beyond the pressures the tank is likely to face. The range of tank sizes offered by Polypipe has been researched and designed to meet the exact requirements of the UK market, based on research into the national average household water use and the most up-to-date MET office data. Rainstream Home XL tanks allow the homeowner to meet their exact requirements and therefore provide the most cost-effective and efficient solution in the market, without the need to over-specify and incur disproportionate purchasing and installation costs.

## Manifold system for multiple dwellings

A manifold system can be a highly effective and economical way of capturing rainwater from multiple properties.



## Typical system process

- 1** Rainwater falling onto roofs, roads and paved areas can be collected by a variety of measures which include guttering, channel drainage and specialised roof drain systems.
- 2** Pre-tank filtration then removes any larger pieces of debris such as leaves, before the collected water passes to the storage tank.
- 3** The storage vessel is typically a large tank which can sometimes be included within a building, surface mounted externally or buried below the surface of the site.
- 4** Captured water is redistributed through a second stage filtration and pump assembly.
- 5** A sophisticated control unit monitors water levels in various parts of the system and matches these to the water demand at the outlets.
- 6** Third stage in-line filtration to remove finer particles of debris before use.
- 7** An optional ultra violet disinfection process can be used to kill off bacteria and improve the quality of the collected water.
- 8** Water is supplied on demand to a number of outlets around the property and can be used for many different purposes including flushing toilets, watering gardens or cleaning vehicles.
- 9** A back flow prevention device stops a backward flow of contaminated water from the sewer and acts as a rodent barrier.
- 10** Outlet to the sewer, soakaway, attenuation, or for reuse purposes.

# Land drainage overview

Excess water can lead to restricted land access, reduced crop yields, soil erosion and environmental damage, making effective drainage a critical component of any water management scheme.



### Land drainage key benefits

- Full range of pipes and fittings in sizes from 60-200mm
- Kitemarked to BS 4962 (blue coil and couplings only)
- Blue as standard, also available in black
- Perforated and unperforated options available
- Flexible, durable and easy to install
- Extremely cost-effective
- Supported by a full range of fittings
- Manufactured from PVCu



## Landcoil drainage systems

Our Landcoil range is specifically designed to aid in the successful management of land water. It offers significant improvements in areas where poor drainage negatively affects ground quality, from agricultural applications requiring enhanced soil conservation or crop production capabilities; to sports and leisure projects struggling with waterlogged sections of pitch or turf. Manufactured in one of the UK's largest dedicated manufacturing facilities, our PVCu Landcoil range includes a choice of diameters, colours and coil lengths. It is also durable, easy to install, carries the BS 4962 quality Kitemark and is supported by an extensive range of fittings.



## Contents

<b>SECTION 7</b>	<b>Land drainage</b>	
	Land drainage overview	94 - 95
	Landcoil system	96 - 97



**SECTION 7** Land drainage

# Landcoil system

Landcoil is a PVCu single walled flexible piping system, used for the successful management of land water. It is available perforated or unperforated in blue as standard, as a Kitemarked system, and is also available in black.



## Landcoil system key benefits

- Full range of pipes and fittings available in sizes 60-200mm
- Kitemarked to BS 4962 (blue coil and couplings only)
- Perforated and unperforated options available
- Flexible, durable and easy to install
- Extremely cost-effective
- Supported by a full range of fittings
- Available in yellow for gas applications (see page 127 for Gas Ducting)
- Available with a non-woven fabric geotextile wrap (see page 30 for Linflex Type 8 Narrow Filter Drain)



Landcoil end caps  
Not suitable for air tests.



Landcoil multi-junctions

Landcoil						
Nominal size mm	Code	OD mm	ID mm	Length m	Description	Colour
60	LD6025 (B or BLK)	60	50	25	Perforated	B BLK*
60	LD6050 (B or BLK)	60	50	50	Perforated	B BLK*
60	LD60150 (B or BLK)	60	50	150	Perforated	B BLK*
60	UD60150 (B or BLK)	60	50	150	Unperforated	B BLK*
80	LD8025 (B or BLK)	80	71	25	Perforated	B BLK*
80	LD8050 (B or BLK)	80	71	50	Perforated	B BLK*
80	LD80100 (B or BLK)	80	71	100	Perforated	B BLK*
80	UD80100 (B or BLK)	80	71	100	Unperforated	B BLK*
100	LD10025 (B or BLK)	100	90	25	Perforated	B BLK*
100	LD10050 (B or BLK)	100	90	50	Perforated	B BLK*
100	LD100100 (B or BLK)	100	90	100	Perforated	B BLK*
100	UD100100 (B or BLK)	100	90	100	Unperforated	B BLK*
160	LD16025 (B or BLK)	160	148	25	Perforated	B BLK*
160	LD16045 (B or BLK)	160	148	45	Perforated	B BLK*
160	UD16045 (B or BLK)	160	148	45	Unperforated	B BLK*
200	LD20040 (B or BLK)	200	183	40	Perforated	B BLK*
200	UD20040 (B or BLK)	200	183	40	Unperforated	B BLK*

\*Black (BLK) is not a Kitemarked product.



Landcoil End Caps		
Nominal size mm	Code	Pack qty
60	HEC60	10
80	HEC80	10
100	HEC100	10
160	HEC160	10
200	HEC200	10

Landcoil Multi-Junctions			
Nominal size mm	Code	Colour	Pack qty
60 to 60	CDJ66	Blue	100
80 to 100	CDJ10M	Blue	20
160 to 60	CDJ160M	Black	5

Outfall pipe subject to minimum order quantity.

Landcoil Couplings					
Nominal size mm	Code	OD mm	Length mm	Wall thickness mm	Pack qty
60	DC60	64	110	1.9	10
80	DC80M*	85	130	2.35	10
100	DC100M*	105	130	2.35	10
160	DC160M*	165	150	2.35	10
200	DC200	205	165	2.4	10

\*Made from polypropylene, other couplings are made from PVCu.  
Note: Landcoil couplings can also be used with Linflex Fin & Narrow Filter Drains, please see Section 2 for further information. They can also be used for Gas Ducting, please see Section 9 for further information.



Landcoil couplings

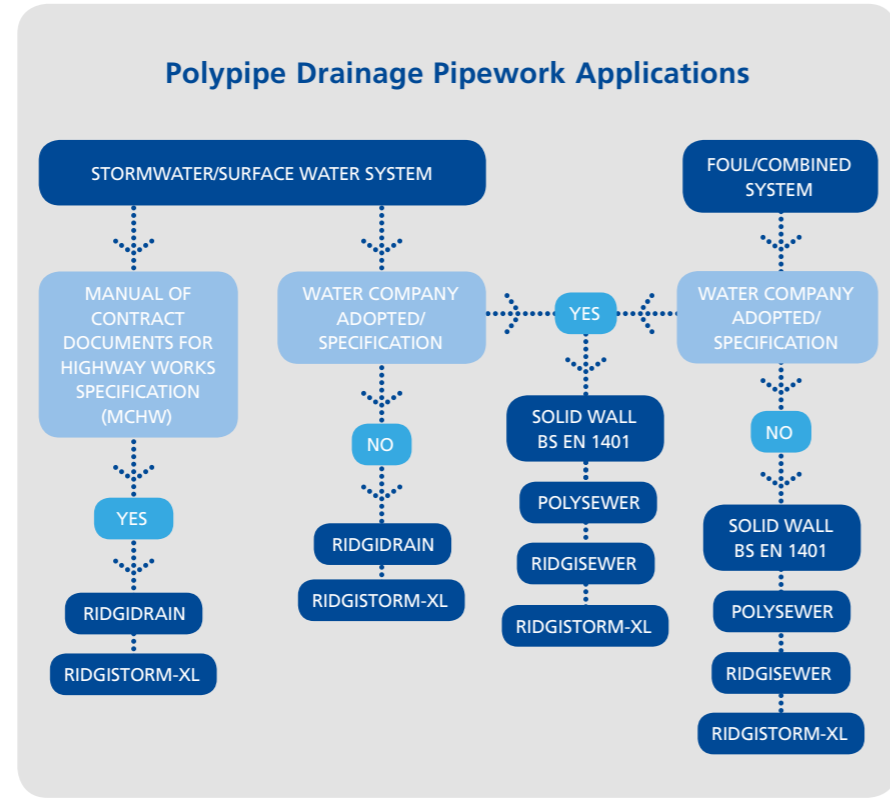
## Couplings key benefits

- 3 lug design for greater integrity and fit of joint
- Ease of installation
- Ensures a secure joint
- Reduces the possibility of the coils pulling away from the coupling during the drainage process
- Kitemarked to BS 4962

For further information please see our Landcoil datasheet, which can be downloaded from our our Technical Hub: [www.polypipe.com/civils-technical-hub](http://www.polypipe.com/civils-technical-hub)

# Sewer systems overview

We offer the largest range of thermoplastic structured walled sewer pipes from 150-3000mm, providing robust, chemical and sewer gas-resistant pipes for new and replacement gravity sewer systems. Both Polysewer and Ridgisewer give design engineers the widest possible product choice for the best possible solution.



- ### Sewer systems key benefits
- Fully compliant with WIS 4-35-01 and BS EN 13476
  - BSI Kitemarked
  - Polysewer Fittings BBA Approved (02/3923)
  - Ridgisewer 400-600mm Fitting BBA Approved (03/39/79)
  - Lighter in weight for increased Health and Safety benefits
  - Durable, long life PVCu and polypropylene
  - Structured wall pipe for high ring stiffness and strength
  - Integral sockets for quicker installation and greater leak tightness
  - Strong, flexible pipe wall withstands ground movement and differential settlement
  - Chemical, impact and abrasion resistant
  - Resistant to sulphate attack and corrosion by sewer gas
  - Meets WRc Code of Practice for high pressure water jetting tolerance
  - Saddle connectors are available
  - Life expectancy in excess of 50 years
  - Installation stubs available for larger sizes for improved ease of jointing



## Sewer product range

With diameters ranging from 150-600mm\* inclusive, our extensive range of 3m integrally socketed sewer pipes is designed to provide solutions for even the most difficult gravity sewer projects.

**Polysewer** is a range of PVCu structured wall pipes and fittings available in diameters from 150-300mm and is manufactured in accordance with BSI Kitemark Licence numbers KM55698 to WIS 4-35-01 and KM582885 to BS EN 13476. **Ridgisewer** is manufactured from polypropylene and features four sizes from 400-600mm and includes a complete system of couplings, seals, bends, junctions, specialist fabrications and saddles. Ridgisewer is manufactured in accordance with BSI Kitemark Licence number KM636505 to WIS 4-35-01 v2, and is fully compliant with BS EN 13476-1

\*Sizes 750-3000mm are available as Ridgistorm-XL, please see Section 3 for further information.



For installation guidance, visit [www.polypipe.com](http://www.polypipe.com) to watch our Drain and Sewer Installation video

## Contents

SECTION 8	Sewer systems	
	Sewer systems overview	98 - 99
	Polysewer - pipes, fittings and accessories	100 - 104
	Sewer Saddles and Ridgisewer pipe	105
	Ridgisewer - fittings and accessories	106 - 109

**SECTION 8** Polysewer - Pipes, fittings and accessories

[www.polypipe.com/sewer](http://www.polypipe.com/sewer)

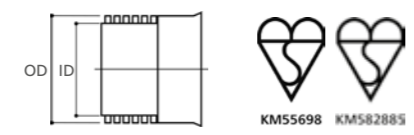
Polysewer



Polysewer integrally socketed pipes  
Each pipe supplied with 1 seal.

Polysewer Integrally Socketed Pipes					
Nominal size mm	Code	ID mm	OD mm	Length m	Pack qty
150	PS632	146	160	3	46
225	PS1032	229	250	3	23
300	PS1232	301	330	3	8

6m lengths available, subject to minimum order quantity and lead times.



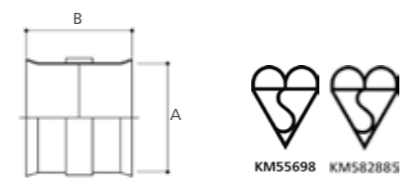
Polysewer sealing rings

Polysewer Sealing Rings		
Nominal size mm	Code	Pack qty
150	PSSP1	10
225	PSSP2	10
300	PSSP3	10



Polysewer double socket couplings  
Each coupling supplied with 2 seals.

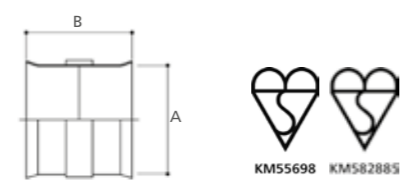
Polysewer Double Socket Couplings				
Nominal size mm	Code	A mm	B mm	Pack qty
150	PS601	161	183	10
225	PS1001	251	260	1
300	PS1201	332	280	1



Polysewer double socket slip couplings  
Each coupling supplied with 2 seals.

Polysewer Double Socket Slip Couplings				
Nominal size mm	Code	A mm	B mm	Pack qty
150	PS600	161	183	10
225	PS1000 ▲	251	260	1
300	PS1200 ▲	332	280	1

▲ Made to order and subject to lead times.



Polysewer 15° Bends				
Nominal size mm	Code	A mm	B mm	Pack qty
150	PS609	115	95	10
225	PS1009	123.5	92.5	1
300	PS1209 ▲	152	114	1

▲ Made to order and subject to lead times.



Polysewer 15° bends  
Each bend supplied with 2 seals.

Polysewer 30° Bends				
Nominal size mm	Code	A mm	B mm	Pack qty
150	PS667	115	95	10
225	PS1067	143.5	92.5	1
300	PS1267	177	114	1




Polysewer 30° bends  
Each bend supplied with 2 seals.

Polysewer 45° Bends				
Nominal size mm	Code	A mm	B mm	Pack qty
150	PS603	135	95	10
225	PS1003	164.5	92.5	1
300	PS1203	203	114	1



Polysewer 45° bends  
Each bend supplied with 2 seals.

Polysewer 90° Bends				
Nominal size mm	Code	A mm	B mm	Pack qty
150	PS611	190	63	10
225	PS1011	316.5	92.5	1
300	PS1211	385	114	1



Polysewer 90° bends  
Each bend supplied with 2 seals.

SECTION 8

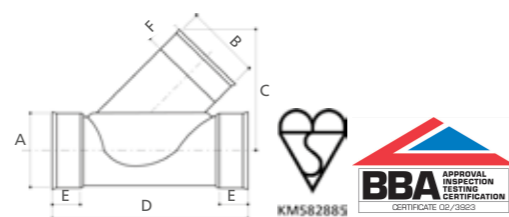
Polys sewer - Fittings and accessories

www.polypipe.com/sewer



Polys sewer 45° equal junctions  
Each junction supplied with 3 seals.

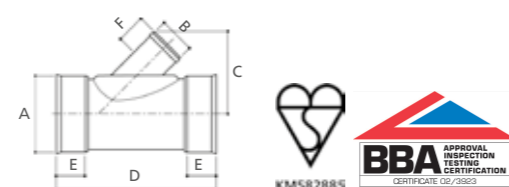
Polys sewer 45° Equal Junctions							
Code	A mm	B mm	C mm	D mm	E mm	F mm	Pack qty
PS605	161	150	285	445	95	95	5
PS1005	251	225	408	647	92.5	92.5	1
PS1205	332	300	508	812	114	114	1



Polys sewer 45° unequal junctions  
Each junction supplied with 3 seals.

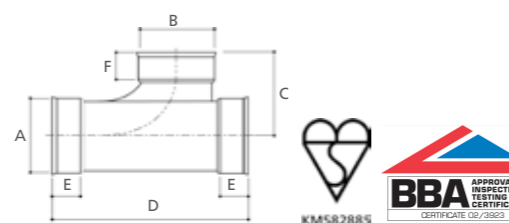
Polys sewer 45° Unequal Junctions							
Code	A mm	B mm	C mm	D mm	E mm	F mm	Pack qty
PS635RS	161	110	242.5	400	62	57	5
PS1035RS	251	110	280.5	517	92.5	67.5	1
PS1031	251	150	324	537	92.5	82.5	1
PS1031RS	251	160	328	567	92.5	82.5	1
PS1235RS	300	110	311	523	114	67.5	1
PS1231	300	150	348	586	114	82.5	1
PS1231RS	300	160	356	573	114	82.5	1
PS12100	300	225	458	704	114	100	1

Note: 110mm & 160mm sockets are for connection to EN 1401-1 solid wall pipes. 150mm, 225mm & 300mm sockets are for connection to Polys sewer structured wall pipes.




Polys sewer 90° equal junctions  
Each junction supplied with 3 seals.

Polys sewer 90° Equal Junctions							
Code	A mm	B mm	C mm	D mm	E mm	F mm	Pack qty
PS623	150	150	186	400	69	69	5



Polys sewer 90° Unequal Junctions							
Code	A mm	B mm	C mm	D mm	E mm	F mm	Pack qty
PS643RS	150	110	182	301	69	65	5



Polys sewer 90° unequal junctions  
Each junction supplied with 3 seals.

Polys sewer End Caps				
Nominal size mm	Code	A mm	B mm	Pack qty
150	PS6101	150	36	10
225	PS10101	225	98	1
300	PS12101	300	121	1



Polys sewer end caps  
Each end cap supplied with 1 seal.

Polys sewer Socket Plugs						
Nominal size mm	Code	A mm	B mm	C mm	D mm	Pack qty
150	PS620	215	178	85	76	10
225	PS1020	308	248	101	92	1
300	PS1220	395	329	110	101	1

Dimension C is the overall length of the fitting. Dimension D is the length of the spigot that pushes inside a socket. (i.e. D = C minus the thickness of the material that is the flange.)



Polys sewer socket plugs  
Each socket plug supplied with 1 seal.

Polys sewer Snap Caps & Seals			
Nominal size mm	Code	Description	Pack qty
150	PS6103	To adapt 87.5° bends and 45° unequal junctions to EN 1401 pipes	10
150	PS6104	To adapt 87.5° junctions to EN 1401 pipes	10



Polys sewer snap caps and seals

Polys sewer Rodding Eye			
Nominal size mm	Code	Description	Pack qty
150	PS6225	Sealed oval top in aluminium	8



Polys sewer rodding eye

**SECTION 8** Polysewer - Accessories



Polysewer spigot adaptors to EN 1401-1  
Each adaptor supplied with 1 seal.



Polysewer socket adaptors to EN 1401-1  
Each adaptor supplied with 2 seals.



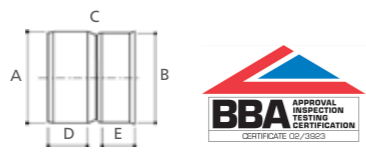
Polysewer level invert reducers  
Each adaptor supplied with 2 seals.



Polysewer adaptors to other pipe systems  
Each adaptor supplied with seals.

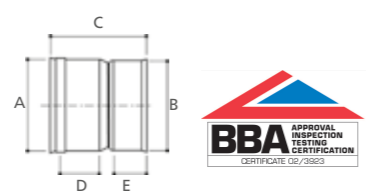
**Polysewer Spigot Adaptors to EN 1401-1**

Nominal size mm	Code	A mm	B mm	C mm	D mm	E mm
225	PS10102	250	251	241	134	92.5
300	PS12102	315	332	265	144	114



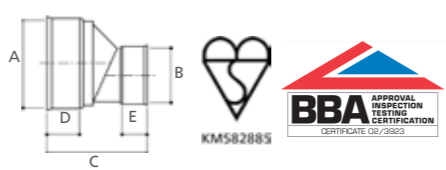
**Polysewer Socket Adaptors to EN 1401-1**

Nominal size mm	Code	A mm	B mm	C mm	D mm	E mm	Pack qty
150	PS689	160	161	147	70	77	10
225	PS1089	250	251	240	110	92.5	1
300	PS1289	315	332	286	125	114	1



**Polysewer Level Invert Reducers**

Nominal size mm	Code	A mm	B mm	C mm	D mm	E mm	Pack qty
225 x 150	PS1021	251	150	287	92.5	72.5	1
300 x 225	PS1221	332	220	345	114	92.5	1



**Polysewer Adaptors to other Pipe Systems**

Nominal size mm	Code	Description	Pack qty
150	PS634	Double socket to super clayware pipe	10
150	PS696	Double socket to thick clayware pipe	10
150	PS6105	Double socket Ultrarib adaptor	10
225	PS10105	Double socket Ultrarib adaptor	10
300	PS12105	Double socket Ultrarib adaptor	10

Note: For adaption to 225mm and 300mm clay pipe, flexible couplings to WIS 4-41-01 should be used.



**Sewer Saddles and Ridgisewer pipes**

**Sewer Saddles**

The range of saddles for Polysewer and Ridgisewer structured wall plastic pipes allows the leak-tight and secure connection of 160mm EN1401-1 underground drainage pipe. They are suitable for both new installations and for post connection into existing pipelines.

**Sewer Saddles key benefits**

- Designed specifically to seal onto structured wall plastic sewer pipes
- Durable watertight joint tested to 0.5 bar hydrostatic pressure and -0.3 bar vacuum
- Prohibits protrusion of lateral pipe into the main drain or sewer
- Can be connected to smaller pipes and to laterals of different materials using adaptors
- Environmentally friendly as all elements are recyclable
- Elastomeric seal ensures reliable flexible watertight joint between lateral and main drain/sewer
- Reduces disruption and risk of damage to the sewer as there is no need to fully excavate around the pipe



**Sewer Saddles**


Nominal size mm	Description	Code	Pack qty
300	Polysewer Saddle	SLDP5300	10
400 & 450	Ridgisewer Saddle	SLD375450	10
500	Ridgisewer Saddle	SLD500	10
600	Ridgisewer Saddle	SLD600	10
-	177mm Hole Saw	HOL177	1

**Ridgisewer**

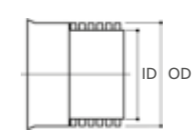
**Ridgisewer Integrally Socketed pipes**

Nominal size mm	Code	ID mm	OD mm	Length m	Weight kg/m	Pack qty
400	RSW400X3IS8	400	457	3	9	5
450	RSW450X3IS8	450	511	3	13	4
500	RSW500X3IS8	500	568	3	14	4
600	RSW600X3IS8	587	672	3	19	2

6m lengths available on request, subject to minimum order quantity. Sizes 750 - 3000mm are available as Ridgistorm-XL, please see Section 3 for further information.



Ridgisewer integrally socketed pipe  
Order seals separately for the Ridgisewer range.





Ridgisewer  
sealing rings

#### Ridgisewer Nitrile Sealing Rings

Nominal size mm	Code	Pack qty
400	SRSW400NT8 ▲	2
450	SRSW450NT8 ▲	2
500	SRSW500NT8 ▲	2
600	SRSW600NT8 ▲	2

▲ Made to order and are subject to lead times. Typically used where soil contains certain chemicals. Please send soil reports to our Technical Team.

#### Ridgisewer Sealing Rings

Nominal size mm	Code	Pack qty
400	SRSW4008	2
450	SRSW4508	2
500	SRSW5008	2
600	SRSW6008	2

Seals are EPDM to EN681 Part 1 as standard.

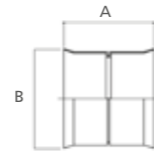


Ridgisewer double  
socket couplings

Order seals separately.

#### Ridgisewer Double Socket Couplings

Nominal size mm	Code	A mm	B mm	Pack qty
400	RSWC4008	410	490	1
450	RSWC4508	440	548	1
500	RSWC5008	490	605	1
600	RSWC6008	560	713	1

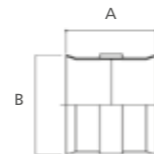


Ridgisewer double socket  
slip couplings

Order seals separately.

#### Ridgisewer Double Socket Slip Couplings

Nominal size mm	Code	A mm	B mm	Pack qty
400	RSWSC4008	392	490	1
450	RSWSC4508	420	548	1
500	RSWSC5008	470	605	1
600	RSWSC6008	540	713	1



Ridgisewer end caps

Order seals separately if required.

#### Ridgisewer End Caps

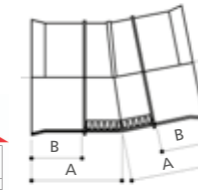
Nominal size mm	Code	Pack qty
400	RSWEC4008	1
450	RSWEC4508	1
500	RSWEC5008	1
600	RSWEC6008	1



#### Ridgisewer 11.25° Bends

Nominal size mm	Code	A mm	B mm	Pack qty
400	RSWB40011.258	375	205	1
450	RSWB45011.258	415	220	1
500	RSWB50011.258	490	245	1
600	RSWB60011.258	535	280	1

Sizes 750mm and above are available as Ridgistorm-XL, please see Section 3 for further information. Some bends are made to order and subject to lead times.



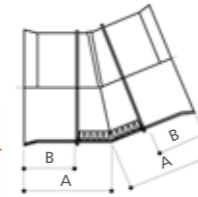
Ridgisewer 11.25° bends

Order seals separately if required.

#### Ridgisewer 22.5° Bends

Nominal size mm	Code	A mm	B mm	Pack qty
400	RSWB40022.58	375	205	1
450	RSWB45022.58	415	220	1
500	RSWB50022.58	490	245	1
600	RSWB60022.58	535	280	1

Sizes 750mm and above are available as Ridgistorm-XL, please see Section 3 for further information. Some bends are made to order and subject to lead times.



Ridgisewer 22.5° bends

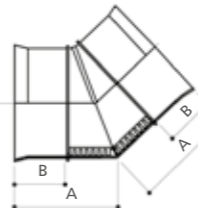
Order seals separately if required.

#### Ridgisewer 45° Bends

Nominal size mm	Code	A mm	B mm	Pack qty
400	RSWB400458	375	205	1
450	RSWB450458	415	220	1
500	RSWB500458 ▲	490	245	1
600	RSWB600458▲	535	280	1

Sizes 750mm and above are available as Ridgistorm-XL, please see Section 3 for further information.

▲ Made to order and are subject to lead times.



Ridgisewer 45° bends

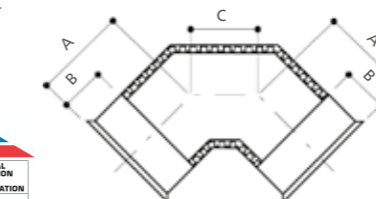
Order seals separately if required.

#### Ridgisewer 90° Bends

Nominal size mm	Code	A mm	B mm	C mm	Pack qty
400	RSWB400908	411	196	646	1
450	RSWB450908	441	215	667	1
500	RSWB500908▲	488	250	687	1
600	RSWB600908 ▲	533	275	728	1

Sizes 750mm and above are available as Ridgistorm-XL, please see Section 3 for further information.

▲ Made to order and are subject to lead times.



Ridgisewer 90° bends

Order seals separately if required.

**SECTION 8** Ridgisewer - Fittings

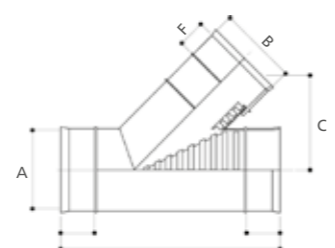
[www.polypipe.com/sewer](http://www.polypipe.com/sewer)



**Ridgisewer 45° equal junctions**  
Order seals separately if required.

Ridgisewer 45° Equal Junctions							
Nominal size		Code	C mm	D mm	E mm	F mm	Pack qty
A mm	B mm						
400	400	RSWEJ400Y8▲	1000	1737	205	205	1
450	450	RSWEJ450Y8▲	1050	1780	220	220	1
500	500	RSWEJ500Y8▲	1100	1930	245	245	1
600	600	RSWEJ600Y8▲	1309	2175	280	280	1

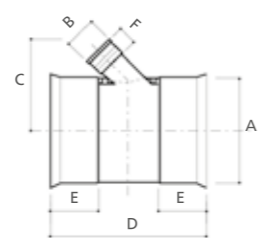
Sizes 750mm and above are available as Ridgistorm-XL, please see Section 3 for further information.  
▲ Made to order and subject to lead times.



**Ridgisewer 45° unequal junctions**  
110 & 160mm branches are for EN1401 pipes. 150mm branches are for Polysewer.  
Order seals separately if required.

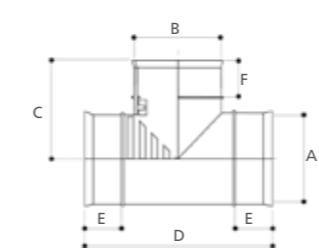
Ridgisewer 45° Unequal Junctions							
Nominal size		Code	C mm	D mm	E mm	F mm	Pack qty
A mm	B mm						
400	110	RSWJ400110Y8▲	395	750	196	46	1
400	150	RSWPSJ400150Y8	435	750	196	51	1
400	160	RSWJ400160Y8	435	750	196	51	1
450	110	RSWJ450110Y8▲	422	815	215	46	1
450	150	RSWPSJ450150Y8	462	815	215	51	1
450	160	RSWJ450160Y8	462	815	215	51	1
500	110	RSWJ500110Y8▲	450	920	240	46	1
500	150	RSWPSJ500150Y8	490	920	240	51	1
500	160	RSWJ500160Y8	490	920	240	51	1
600	110	RSWJ600110Y8▲	503	1060	275	46	1
600	150	RSWPSJ600150Y8	543	1060	275	51	1
600	160	RSWJ600160Y8	543	1060	275	51	1

▲ Made to order and subject to lead times.  
Sizes 750mm and above are available as Ridgistorm-XL, please see Section 3 for further information.  
Note: 110mm & 160mm sockets are for connection to EN 1401-1 solid wall pipes. 150mm sockets are for connection to Polysewer structured wall pipes.



Ridgisewer 90° Equal Junctions							
Nominal size		Code	C mm	D mm	E mm	F mm	Pack qty
A mm	B mm						
400	400	RSWEJ400T8 ▲	700	1380	205	205	1
450	450	RSWEJ450T8 ▲	805	1700	220	220	1
500	500	RSWEJ500T8 ▲	850	1792	245	245	1
600	600	RSWEJ600T8 ▲	1350	1975	280	280	1

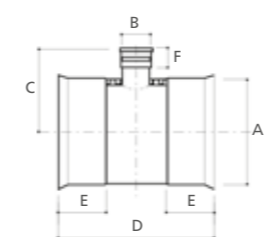
Sizes 750mm and above are available as Ridgistorm-XL, please see Section 3 for further information.  
▲ Made to order and subject to lead times.



**Ridgisewer 90° equal junctions**  
Order seals separately if required.

Ridgisewer 90° Unequal Junctions							
Nominal size		Code	C mm	D mm	E mm	F mm	Pack qty
A mm	B mm						
400	110	RSWJ400110T8	360	750	196	46	1
400	150	RSWPSJ400150T8	375	750	196	51	1
400	160	RSWJ400160T8	375	750	196	51	1
450	110	RSWJ450110T8▲	385	815	215	46	1
450	150	RSWPSJ450150T8	400	815	215	51	1
450	160	RSWJ450160T8	400	815	215	51	1
500	110	RSWJ500110T8▲	415	920	240	46	1
500	150	RSWPSJ500150T8	430	920	240	51	1
500	160	RSWJ500160T8	430	920	240	51	1
600	110	RSWJ600110T8	465	1060	275	46	1
600	150	RSWPSJ600150T8	480	1060	275	51	1
600	160	RSWJ600160T8	480	1060	275	51	1


▲ Made to order and subject to lead times.  
Sizes 750mm and above are available as Ridgistorm-XL, please see Section 3 for further information.  
Note: 110mm & 160mm sockets are for connection to EN 1401-1 solid wall pipes. 150mm sockets are for connection to Polysewer structured wall pipes.



**Ridgisewer 90° unequal junctions**  
110 & 160mm branches are for EN1401 pipes. 150mm branches are for Polysewer.  
Order seals separately if required.

# Cable protection overview

Our cable protection range of products has been used extensively for rail, highways, housing developments, commercial, retail and industrial infrastructure applications.



### Applications

We offer a full range of cable protection systems for:

- Power
- Motorway Communications
- Lighting
- Utilities
  - Gas
  - Water
  - Telecommunications
  - Traffic signalling
  - Cable television
  - PVCu specification



## Cable protection range

Reflecting our expertise in protecting crucial power, lighting and communications cabling, our UK-manufactured range of pipes are certified to British and European standards and conform to industry standards such as ENATS 12-24, the Electrical Supply Industry Specification for Cable Protection. With over 1,000 tried and tested products to choose from, we provide the largest range of cable protection systems for almost any application.



(Network Rail Parts and Drawing Systems (PADS) Approved).  
 Certificate number: PA05/05875  
 Approved Ridgiduct and Ridgicoil can be used in conjunction with Under Track Crossing (UTX) chambers, manufactured from Ridgistorm-XL.

## Contents

SECTION 9	Cable protection	
	Cable protection overview	110 - 111
	Power - Class 1	112 - 113
	Power - Class 2	114
	Power - Class 3	115
	Ridgicoil power and power accessories	116 - 117
	General purpose power	118 - 119
	Motorway communications	120 - 123
	Lighting	123 - 127
	Utilities	128 - 133
	Installation advice	134 - 135



# Power

Polypipe is the UK's leading supplier to the power and utilities industry and is an approved manufacturer for many Distribution Network Operator (DNO) companies. Our products include cable protection that complies with ENATS 12-24 Classes 1, 2 and 3, as well as above ground solutions such as cable guards and hockey sticks.

## Power - Class 1

### Ridgiduct Power HV

Manufactured from polypropylene, Ridgiduct Power HV offers a stiff yet flexible twinwall structured cable protection system, which complies fully with ENATS 12-24 Class 1 specification. It is available with a black outer and red inner as standard, but can also be manufactured with a red outer and red inner.



#### Ridgiduct Power HV key benefits

- Complies with ENATS 12-24 Class 1 specification, 450N compressive strength at 75°C
- Complies with BS EN 61386-24:2010, Type 750N, normal duty impact resistance
- Suitable for use with high voltage, XLPE sheathed cables
- IP4X rated system, protection against ingress of solid foreign objects
- Available with red inner wall and either a black or red outer wall for increased identification
- Supplied with an integral coupling
- Manufactured from polypropylene
- Full range of fittings and accessories available
- Low weight, flexible, durable and high strength



Ridgiduct Power HV bend

Ridgiduct Power HV Duct					
ID mm	OD mm	Length m	Colours	Code	Pack qty
100	118	2	B R	RBHV100X2 (B or R)▲	85
100	118	3	B R	RBHV100X3 (B or R)▲	85
100	118	6	B R	RBHV100X6 (B or R)	85
125	148	2	B R	RBHV125X2 (B or R)▲	46
125	148	3	B R	RBHV125X3 (B or R)▲	46
125	148	6	B R	RBHV125X6 (B or R)	46
150	178	2	B R	RBHV150X2 (B or R)▲	36
150	178	3	B R	RBHV150X3 (B or R)▲	36
150	178	6	B R	RBHV150X6 (B or R)	36

Available in black (B) or red (R). Please specify with order.  
 ▲ Red (R) and black (B) are both made to order and subject to lead times.  
 Note: Not a sealed system. Where a sealed system is required, our PVCu Power HV Duct with sealed joints tested to BS EN 1277, should be considered. See page 113 for further information.

Ridgiduct Power HV Double Socket Bends					
Nominal size mm	Bend radius m	Angle	Colours	Code	Pack qty
100	3.9	11.25°	B R	RBHVB100X11X3.9 (B or R)▲	1
100	3.9	22.5°	B R	RBHVB100X22X3.9 (B or R)▲	1
100	1.2	45°	B R	RBHVB100X45X1.2 (B or R)▲	1
100	1.2	90°	B R	RBHVB100X90X1.2 (B or R)▲	1
125	3.9	11.25°	B R	RBHVB125X11X3.9 (B or R)▲	1
125	3.9	22.5°	B R	RBHVB125X22X3.9 (B or R)▲	1
125	1.2	45°	B R	RBHVB125X45X1.2 (B or R)▲	1
125	1.2	90°	B R	RBHVB125X90X1.2 (B or R)▲	1
150	3.9	11.25°	B R	RBHVB150X11X3.9 (B or R)▲	1
150	3.9	22.5°	B R	RBHVB150X22X3.9 (B or R)▲	1
150	1.2	45°	B R	RBHVB150X45X1.2 (B or R)▲	1
150	1.2	90°	B R	RBHVB150X90X1.2 (B or R)▲	1

Available in black (B) or red (R). Please specify with order.  
 ▲ Red (R) is made to order and subject to lead times.

Ridgiduct Coupling		
ID mm	Code	Pack qty
100	RBC100	10
125	RBC125	10
150	RBC150	10



Ridgiduct coupling

### Trefoil Clip

Suitable for use with both Ridgiduct Power HV duct lengths and bends, the polypropylene Trefoil Clip is designed to support duct arrangement during installation and burial, ensuring consistent spacing of duct lengths and bends.

Ridgiduct Power HV Trefoil Clip			
Diameter mm	Colour	Code	Pack qty
100	B	RBTC100	10
125	B	RBTC125	10
150	B	RBTC150	10



Trefoil Clip

### PVCu Power HV

PVCu Power HV is a single wall cable protection system which fully complies with ENATS 12-24 Class 1 specification. Available for both unsealed and sealed systems, with sealed joints tested to BS EN 1277, it is suitable for high, medium and low voltage applications. It is available in black as standard, but can also be manufactured in red.



PVCu Power HV Duct

PVCu Power HV Duct						
Nominal wall thickness mm	ID mm	OD mm	Length m	Colour	Code	Pack qty
UNSEALED						
4.1	102	110	6	B	SD7110X6BNS	95
5.2	150	160	6	B	SD7160X6BNS	46
4.1	102	110	6	R	SD7110X6RNS	95
5.2	150	160	6	R	SD7160X6RNS	46
SEALED						
4.1	102	110	6	B	SD7110X6BSPE▲ & UG402B▲	95
5.2	150	160	6	B	SD7160X6BSPE▲ & UG602B▲	46
4.1	102	110	6	R	SD7110X6RSPE▲ & UG402B▲	95
5.2	150	160	6	R	SD7160X6RSPE▲ & UG602B▲	46

▲ Made to order and subject to lead times. Please order duct and coupling together to make a sealed system.

PVCu Power HV Bends					
Nominal size mm	Bend radius m	Angle	Colours	Code	Pack qty
110	3.9	11.25°	B R	SDB7110X11X3.9 (B or R)▲*	1
110	3.9	22.5°	B R	SDB7110X22X3.9 (B or R)▲*	1
110	1.2	45°	B R	SDB7110X45X1.2 (B or R)▲*	1
110	1.2	90°	B R	SDB7110X90X1.2 (B or R)▲*	1
160	3.9	11.25°	B R	SDB7160X11X3.9 (B or R)▲*	1
160	3.9	22.5°	B R	SDB7160X22X3.9 (B or R)▲*	1
160	1.2	45°	B R	SDB7160X45X1.2 (B or R)▲*	1
160	1.2	90°	B R	SDB7160X90X1.2 (B or R)▲*	1

Available in black (B) or red (R). Please specify with order.  
 ▲ Red (R) is made to order and subject to lead times. \*For sealed bends, please add the prefix 'S' to the end of the code. Bends for a sealed system are plain ended and bends for an unsealed system are single socketed.

ENATS (12-24)

ENATS (12-24)

#### PVCu Power HV key benefits

- Complies with ENATS 12-24 Class 1 specification, 450N compressive strength at 75°C
- Complies with BS EN 61386-24:2010, Type 750N, normal duty impact resistance
- IP47 rated system (watertight up to 1 metre) for sealed systems, otherwise IP4X
- 6m lengths as standard (other lengths available on request)
- Standard markings - Electrical Cable Duct (other markings available on request)

ENATS (12-24)



PVCu Power HV bend

## Power - Class 2

### Ridgiduct Power

Ridgiduct is a twinwall system, specifically engineered to provide a light, yet robust solution for cable protection. Ridgiduct is manufactured from high density polyethylene (HDPE) and the resulting stiff, yet flexible, twinwall structure easily outperforms alternative products.

#### Ridgiduct Power key benefits

- Complies with ENATS 12-24 Class 2 specification 450N compressive strength at 50°C
- Complies with BS EN 61386-24:2010, Type 750N, normal duty impact resistance
- A preferred choice for many distribution network operator (DNO) companies
- Network Rail PADS approved
- Supplied with an integral coupling
- IP4X rated system, protection against ingress of solid foreign objects
- Low weight, flexible, durable and high strength
- Good impact resistance, even at low temperatures
- Available in an alternative twinwall split duct form for easy installation around existing cables with minimal change in strength



Ridgiduct bend



Ridgiduct coupling

**ENATS**  
(12-24)



**ENATS**  
(12-24)

Network Rail  
PA05/05875

#### Ridgiduct Power Duct

ID mm	OD mm	Length m	Code	Pack qty
100	118	2	RB100X2*	85
100	118	3	RB100X3*	85
100	118	6	RB100X6*	85
125	148	2	RB125X2	46
125	148	3	RB125X3	46
125	148	6	RB125X6	46
150	178	2	RB150X2*	36
150	178	3	RB150X3*	36
150	178	6	RB150X6*	36
225	267	6	RB225X6PE ▲*	14
300	354	6	RB300X6PE ▲*	9

▲ Made to order and subject to lead times. Supplied plain ended, please order couplings and seals separately. \*A sealed system can be achieved using Ridgidrain sealing rings and/or couplings, please see page 23.

#### Ridgiduct Double Socket Bends

Nominal size mm	Bend radius m	Angle	Code	Pack qty
100	2.4	11.25°	RBB100X11X2.4*	1
100	2.4	22.5°	RBB100X22X2.4*	1
100	0.45	45°	RBB100X45X0.45*	1
100	0.45	90°	RBB100X90X0.45*	1
125	2.4	11.25°	RBB125X11X2.4	1
125	2.4	22.5°	RBB125X22X2.4	1
125	0.61	45°	RBB125X45X0.61*	1
125	0.61	90°	RBB125X90X0.61*	1
150	2.4	11.25°	RBB150X11X2.4	1
150	2.4	22.5°	RBB150X22X2.4	1
150	0.61	45°	RBB150X45X0.61*	1
150	0.61	90°	RBB150X90X0.61*	1

Sealed Ridgiduct bends are available for 100 & 150mm duct.  
\*Bend radius compliant with ENATS 12-24.  
Manufactured from PVCu.

#### Ridgiduct Coupling

ID mm	Code	Pack qty
100	RBC100	10
125	RBC125	10
150	RBC150	10
225	CRD225*	7
300	CRD300*	3

\*225mm and 300mm couplings are from the Ridgidrain range.  
Note: If the system is required to be watertight, then couplings will be required from the Ridgidrain range. For single socket fixed bellmouths and end caps, please see page 130.

## Power - Class 3

### Polyduct Power

Polyduct Power is manufactured from medium density polyethylene (MDPE) and is an ENATS 12-24 Class 3 specification product, available in coiled lengths. It has exceptional durability and can be used for either open trench or trenchless applications.



**ENATS**  
(12-24)

Polyduct Power

#### Polyduct Power Duct

ID mm	OD mm	Length m	Code	Pack qty
32	37	25	PD3237X25BEPE	1
32	37	50	PD3237X50BEPE	1
32	37	100	PD3237X100BEPE	1
38	44	25	PD3844X25BEPE	1
38	44	50	PD3844X50BEPE	1
38	44	100	PD3844X100BEPE	1
50	60	25	PD5060X25BEPE	1
50	60	50	PD5060X50BEPE	1

#### Polyduct Power key benefits

- Complies with ENATS 12-24 Class 3, 450N compressive strength at 23°C
- Complies with BS EN 61386-24:2010, Type 450N, normal duty impact resistance
- Available in 25m, 50m or 100m coils plain ended
- Flexibility of coil eliminates the needs for specialised bends
- High impact resistance

#### Polyduct Black Couplings

Nominal size mm	ID mm	OD mm	Code	Pack qty
32	40	46	PDC32	1
38	46	51	PDC38	1
50	60	65	PDC50	1



**ENATS**  
(12-24)

Polyduct coupling

#### Ridgiduct Power Duct (non-standard sizes)

ID mm	OD mm	Length m	Code	Coupling code	Pack qty
94	110	6	RB94X6	RBC94	95

Note: Available as a sealed system using CRD94 couplings and SRD94 sealing rings.



**ENATS**  
(12-24)

Ridgiduct Power Duct

# Ridgicoil Power

## Ridgicoil Power

Ridgicoil is a coiled twinwall cable protection duct, manufactured from polyethylene with an excellent impact resistance even at low temperatures. It has exceptional durability and flexibility, which eliminates the need for specialist bends. With a smooth bore, Ridgicoil has a low co-efficient of friction for ease of cable installation.



PA05/05875

Note: Sizes 63mm and 110mm only.



### Ridgicoil Power key benefits

- Complies with BS EN 61386-24:2010, Type 450N, normal duty impact resistance
- Provides compressive strength 450N at 23°C, but not an ENATS 12-24 approved product
- Network Rail PADS approved
- Ease of use and transportation
- Can be used for trenchless applications
- Long coil lengths for reduced jointing
- Low weight high strength
- Factory installed polypropylene twine and coupling



Ridgicoil coupling



Ridgicoil seals



PA05/05875

## Power - accessories



Ridgicoil bend

Ridgicoil Power Duct			
ID mm	OD mm	Length m	Code
31	40	50	RC40X50BE
40	50	50	RC50X50BE
50	63	50	RC63X50BE*
60	75	50	RC75X50BE
71	90	50	RC90X50BE
94	110	50	RC110X50BE*
140	160	25	RC160X25BE

Printed Electrical Cable Duct.  
\*Network Rail PADS approved.

### Ridgicoil couplings & seals

Ridgicoil Couplings			Ridgicoil Seals		
OD mm	Code	Pack qty	OD mm	Code	Pack qty
40	RCC40	10	40	RCS40	10
50	RCC50	10	50	RCS50	10
63	RCC63*	10	63	RCS63*	10
75	RCC75	10	75	RCS75	10
90	RCC90	10	90	RCS90	10
110	RCC110*	10	110	RCS110*	10
160	RCC160	10	160	RCS160	10

\*Network Rail PADS approved

Ridgiduct Black Long Radius Drawn Bends				
ID mm	Bend radius mm	Angle	Code	Pack qty
94mm	420	11.25°	RBDB94X11X0.42	10
	420	22.5°	RBDB94X22X0.42	10
	420	45°	RBDB94X45X0.42	7
	420	90°	RBDB94X90X0.42	7
100mm	420	11.25°	RBDB100X11X0.42	10
	420	22.5°	RBDB100X22X0.42	10
	420	45°	RBDB100X45X0.42	7
	420	90°	RBDB100X90X0.42	7
125mm	600	11.25°	RBDB125X11X0.6	7
	600	22.5°	RBDB125X22X0.6	7
	600	45°	RBDB125X45X0.6	4
	600	90°	RBDB125X90X0.6	3
150mm	610	11.25°	RBDB150X11X0.61	5
	610	22.5°	RBDB150X22X0.61	5
	610	45°	RBDB150X45X0.61	4
	610	90°	RBDB150X90X0.61	3

Ridgiduct Power Split Duct				
ID mm	OD mm	Length m	Code	Pack qty
100	118	1	RB100X15 ▲	85
100	118	3	RB100X35 ▲	85
125	148	1	RB125X15 ▲	46
125	148	3	RB125X35 ▲	46
150	178	1	RB150X15 ▲	36
150	178	3	RB150X35 ▲	36

▲ Made to order and subject to lead times.

Ridgiduct Split Duct Fittings			
Description	ID mm	Code	Pack qty
100mm Coupling	100	CRBS100	10
150mm Coupling	150	CRBS150	10

Ridgiduct to PVCu Connectors		
Description	Code	Pack qty
SOCKET TO SPIGOT		
100mm Ridgiduct socket to 110mm PVCu spigot	ARD100110	10
150mm Ridgiduct socket to 160mm PVCu spigot	ARD150160	10
SOCKET TO SOCKET		
100mm Ridgiduct socket to 110mm PVCu socket	ARD100110 & UG401	10
150mm Ridgiduct socket to 160mm PVCu socket	ARD150160 & UG601	10

Cable Guard				
Diameter inches	Diameter mm	Length ft	Code	Pack qty
0.75	19	10	CG002X10 ▲	25
1.0	25	10	CG003X10 ▲	25
1.5	38	10	CG004X10 ▲	10
2.0	50	10	CG005X10 ▲	10
2.5	64	10	CG006X10 ▲	10
3.0	80	10	CG007X10 ▲	5
4.0	100	10	CG008X10 ▲	5

▲ Made to order and subject to lead times.

Hockey Sticks				
Utility provider	Size mm	Colour	Code	Pack qty
UK Power Networks	39	Black	HSPV020BLACK	25
SSE	38	Black	HSPV017SEBBLK	25
SSE	38	White	HSPV017WHITE	25
Western Power Distribution	37	White	HSPV016WHITE	25



Ridgiduct power split duct

Ridgiduct power split duct is mainly used as retrofit ducting for existing cables.



ARD150160



ARD100110



Cable guard



Hockey stick

# Power - General purpose (not ENATS compliant)

## General Purpose Duct

General Purpose Duct is an integrally socketed duct manufactured from PVCu. It is a cost-effective alternative to higher specification systems for use in light and medium duty applications. The General Purpose Duct system also includes a range of bends, junctions, hockey sticks and end caps. The system is manufactured to traditional accepted dimensions, but does not meet the requirements of BS EN 61386-24:2010. General Purpose Duct is not suitable for Highways England applications and will require a better standard of installation than more robust systems for successful performance. For BBA HAPAS approved power ducting, please see [Ridgiduct Power on page 114](#).



General Purpose Duct					
OD inches	OD mm	Wall thickness mm	Length m	Code	Pack qty
2	54	1.5 - 1.7	6	GP2X6B	400
3	89	1.8 - 2.2	6	GP3X6B	144
4	114	1.8 - 2.1	6	GP4X6B	86
6	168	2.2 - 2.9	6	GP6X6B	36
8	206	3.2 - 3.6	6	GP8X6B	25

General purpose ducting lengths include integral socket.  
Note: This product comes in colour grey to black for both pipe and fittings.  
All sizes are nominal.



General purpose bend

General Purpose Bends					
Diameter inches	OD mm	Radius mm	Angle	Code	Pack qty
2	54	225	11.25°	GPB2X11 ▲	60
2	54	225	22.5°	GPB2X22 ▲	60
2	54	225	45°	GPB2X45	60
2	54	225	90°	GPB2X90	50
3	89	350	11.25°	GPB3X11 ▲	25
3	89	350	22.5°	GPB3X22 ▲	25
3	89	350	45°	GPB3X45	15
3	89	350	90°	GPB3X90	10
4	114	460	11.25°	GPB4X11 ▲	10
4	114	460	22.5°	GPB4X22 ▲	10
4	114	460	45°	GPB4X45	10
4	114	460	90°	GPB4X90	7
6	168	610	11.25°	GPB6X11 ▲	3
6	168	610	22.5°	GPB6X22 ▲	3
6	168	610	45°	GPB6X45	3
6	168	610	90°	GPB6X90	3
8	206	900	11.25°	GPB8X11 ▲	1
8	206	900	22.5°	GPB8X22 ▲	1
8	206	900	45°	GPB8X45	1
8	206	900	90°	GPB8X90	1

▲ Made to order and subject to lead times.  
Note: This product comes in colour grey to black for both pipe and fittings.

General Purpose Hockey Sticks, Junctions, End Caps			
Diameter inches	Diameter mm	Code	Pack qty
HOCKEY STICKS			
2	54	GPHS2 ▲	25
CONNECTORS			
2	54	GPC2	10
3	89	GPC3	60
4	114	GPC4	40
6	168	GPC6	15
8	206	GPC8	1
45° JUNCTIONS			
2	54	GPJY2X45 ▲	1
3	89	GPJY3X45 ▲	1
4	114	GPJY4X45 ▲	1
6	168	GPJY6X45 ▲	1
8	206	GPJY8X45 ▲	1
90° JUNCTIONS			
2	54	GPJT2X90 ▲	1
3	89	GPJT3X90 ▲	1
4	114	GPJT4X90 ▲	1
6	168	GPJT6X90 ▲	1
8	206	GPJT8X90 ▲	1
END CAPS			
2	54	GPEC2	10
3	89	GPEC3	10
4	114	GPEC4	10
6	168	GPEC6	10
8	206	GPEC8	10

▲ Made to order and subject to lead times.



General purpose Hockey stick



General purpose 45° Junction



General purpose 90° Junction



General purpose End cap

## Suretwin

Suretwin is a twinwall cost-effective alternative to conventional cable protection systems where a BBA or ENATS compliant duct is not required. The Suretwin system is currently available in 150mm diameter and meets the stiffness and normal duty impact requirements of BS EN 61386-24:2010, Type 450 only.

Suretwin				
ID mm	OD mm	Length m	Code	Pack qty
150	178	6	GPT150X6B	36



Suretwin Duct

# Motorway Communications

## Ridgiduct Motorway Communications

We are able to offer Ridgiduct Motorway Communications 94, 100 and 150mm as a sealed system specifically designed for motorway communications applications. Manufactured from HDPE, Ridgiduct is fully integrated with Polypipe access boxes (refer to Lighting section, page 122). It complies with BS EN 61386-24:2010, certifying 450N normal duty compression performance at 23°C and meets the requirements of Series 1500 Specification for Highway Works.



### Ridgiduct Motorway Communications key benefits

- IP47 rated sealed system (watertight up to 1 metre)
- BBA HAPAS certified as a fully sealed system
- Complies with BS EN 61386-24:2010, Type 450N, normal duty impact resistance
- Network Rail PADS approved
- Print options available
- Can be used for trenchless applications
- Low weight, flexible, durable and high strength
- Good impact resistance even at lower temperatures

### Ridgiduct Motorway Communications Duct

ID mm	OD mm	Length m	Code	Pack qty
94	110	6	RB94X6PMCPE/1	95
100	118	6	RB100X6PMCPE	85
150	178	6	RB150X6PMCPE ▲	36

▲ Made to order and subject to lead times.  
Conforms to Highways Agency Specification for sealed systems.  
Please order couplings and seals separately, as listed below.  
For Scottish market printed Motorway Comms/Power.  
Other print options available.



PA05/05875



### Ridgiduct Couplings and Seals

ID mm	Coupling code	Seal code
94	CRD94	SRD94/1
100	CRD100	SRD100
150	CRD150	SRD150

1 coupling and 2 seals per joint.  
EPDM seals to BS EN 681:Part 1 as standard. Optional nitrile seals are available, but may be subject to order quantities and lead times.



Ridgiduct coupling

**ENATS**  
(12-24)



Ridgiduct sealing rings

EPDM seals to BS EN 681:Part 1 as standard.  
Optional nitrile seals are available, but may be subject to order quantities and lead times.



PA05/05460

### Ridgiduct Black Long Radius Drawn Bends

ID mm	Bend radius mm	Angle	Code	Pack qty
94mm	420	11.25°	RBDB94X11X0.42	10
	420	22.5°	RBDB94X22X0.42	10
	420	45°	RBDB94X45X0.42	7
	420	90°	RBDB94X90X0.42	7
100mm	420	11.25°	RBDB100X11X0.42	10
	420	22.5°	RBDB100X22X0.42	10
	420	45°	RBDB100X45X0.42	7
	420	90°	RBDB100X90X0.42	7
125mm	600	11.25°	RBDB125X11X0.6	7
	600	22.5°	RBDB125X22X0.6	7
	600	45°	RBDB125X45X0.6	4
	600	90°	RBDB125X90X0.6	3
150mm	610	11.25°	RBDB150X11X0.61	5
	610	22.5°	RBDB150X22X0.61	5
	610	45°	RBDB150X45X0.61	4
	610	90°	RBDB150X90X0.61	3

Note: Ridgiduct bends come in black only, but can be used with all colours within the Ridgiduct range.



Ridgiduct bend

## Comtite™ Ducting Plug

Comtite™ cable protection plugs, when used in conjunction with the insertable cable grommets, ensures full compliance with the requirements of Series 1500 Specification for Highway Works (MCHW) and is the only transit system accredited by the BBA for motorway communications. When used with Ridgiduct Motorway Communication duct, it completes a certified sealed system.



### Comtite™ Ducting Plug

Description	Code	Pack qty
94mm plug	DP94 ▲	40
100mm plug	DP100 ▲	40
Blanking grommet with rope attachment point	DPG0 ▲	10
9mm grommet	DPG9 ▲	10
12mm grommet	DPG12 ▲	10
14mm grommet	DPG14 ▲	10
16mm grommet	DPG16 ▲	10
18mm grommet	DPG18 ▲	10
21mm grommet	DPG21 ▲	10
24mm grommet	DPG24 ▲	10
27mm grommet	DPG27 ▲	10
4 x 9mm grommet	DPG9X4 ▲	10
7 x 9mm grommet	DPG9X7 ▲	10

▲ Made to order and subject to lead times.  
4 grommets required per plug. In order to achieve a sealed plug, use a blanking grommet where cable grommet is not required.  
Patented product.



### Comtite™ Ducting Plug key benefits

- IP47 rated sealed system (watertight up to 1 metre)
- BBA HAPAS approved
- Allows for rapid fitting, both new and retrofit
- Integral test valve
- Design resists ejection from the cable protection
- All 4 ports can be utilised by the use of an additional draw cord bracket
- Blanking grommet with rope attachment point

# Motorway Communications

## Ridgicoil Motorway Communications

Ridgicoil is a coiled twinwall cable protection duct, manufactured from polyethylene with an excellent impact resistance even at low temperatures. It has exceptional durability and flexibility, which eliminates the need for specialist bends. With a smooth bore, Ridgicoil has a low co-efficient of friction for ease of cable installation.



### Ridgicoil Motorway Communications key benefits

- Complies with BS EN 61386-24:2010, Type 450N, normal duty impact resistance
- Network Rail PADS approved
- Ease of use and transportation
- Long coil lengths for reduced jointing
- Flexibility of coiled duct eliminates the need for specialist bends
- Integral coupling
- Factory installed polypropylene twine and coupling
- Optional sealing rings for sealed system
- Low weight, high strength
- Can be used for trenchless applications

Ridgicoil Motorway Communications Duct			
ID mm	OD mm	Length m	Code
50	63	50	RC63X50PMCP
94	110	50	RC110X50PMCP



PA05/05875

## Duct Spacers

High quality injection moulded spacers are available to secure multiple installations of all 94 and 100mm diameter ducts. The unique modular design enables multiple configurations to be assembled. Duct spacers comply with the requirements of MCHW 1530.



Duct spacers

Duct Spacers			
Description	Duct ID mm	Code	Pack qty
2 way Duct Spacer (to suit 110mm O.D.) ▲	94	RBS110X2	50
4 way Duct Spacer (to suit 110mm O.D.)	94	RBS110X4	25
6 way Duct Spacer (to suit 110mm O.D.) ▲	94	RBS110X6	12
2 way Duct Spacer (to suit 118mm O.D.) ▲	100	RBS118X2	50
4 way Duct Spacer (to suit 118mm O.D.)	100	RBS118X4	25
6 way Duct Spacer (to suit 118mm O.D.) ▲	100	RBS118X6	12

▲ Made to order and subject to lead times.  
Note: Highways England requires 1 per metre.

## Draw cord

Draw cord is manufactured from high quality polypropylene to a nominal breaking strength of 5kN.



Draw cord

Draw Cord		
Description	Pallet qty	Code
6mm dia. x 220m	160	DC220
6mm dia. x 500m (wooden drum)	72	DC500

### Special note for applications subject to Highways England requirements

It should be noted that a number of versions of the Manual of Contract Documents for Highway Works are in use and individual contracts can be subject to substantial variation. Suitability should always be checked with the overseeing organisation. Products selected should be BBA approved or meet the requirements of Table 5/2 unless exceptional requirements demand an alternative. It should also be noted that there are differences between requirements for ducts in Series 500 and 1500 of the Specification for Highway Works.

# Lighting

## Ridgiduct Lighting

Ridgiduct Lighting is a twinwall, low weight, flexible cable protection system, specially manufactured from HDPE in orange for use in street lighting and traffic signal applications. A full range of access and junction boxes, bends, reducers and adaptors are available.



Ridgiduct Lighting Duct				
ID mm	OD mm	Length m	Code	Pack qty
94	110	6	RB94X6O(SL or TS)	95
100	118	6	RB100X6O(SL or TS) ▲	85
150	178	6	RB150X6O(SL or TS)	36

▲ Made to order and subject to lead times.  
Available with street lighting (SL) or traffic signal (TS) print. Please specify with order.



PA05/05875  
Note: 100mm and 150mm only.



### Ridgiduct Lighting key benefits

- Complies with BS EN 61386-24:2010, Type 450N, normal duty impact resistance
- BBA and BBA HAPAS approved
- Network Rail PADS approved
- Good impact resistance, even at low temperatures
- Flexible in application, with a minimal requirement for special bends
- Available with print options for street lighting and traffic signals
- Supplied with an integral coupling
- Low weight, flexible, durable and high strength

# Lighting



Ridgiduct coupling

**ENATS**  
(12-24)



Ridgiduct sealing rings

EPDM seals to BS EN 681:Part 1 as standard. Optional nitrile seals are available, but may be subject to order quantities and lead times.



PA05/05460



Ridgiduct bend

Ridgiduct Couplings and Seals		
ID mm	Coupling code	Seal code
94	CRD94	SRD94/1
100	CRD100	SRD100
150	CRD150	SRD150

1 coupling and 2 seals per joint. EPDM seals to BS EN 681:Part 1 as standard. Optional nitrile seals are available, but may be subject to order quantities and lead times.

Ridgiduct Black Long Radius Drawn Bends				
ID mm	Bend radius mm	Angle	Code	Pack qty
94mm	420	11.25°	RBDB94X11X0.42	10
	420	22.5°	RBDB94X22X0.42	10
	420	45°	RBDB94X45X0.42	7
	420	90°	RBDB94X90X0.42	7
100mm	420	11.25°	RBDB100X11X0.42	10
	420	22.5°	RBDB100X22X0.42	10
	420	45°	RBDB100X45X0.42	7
	420	90°	RBDB100X90X0.42	7
125mm	600	11.25°	RBDB125X11X0.6	7
	600	22.5°	RBDB125X22X0.6	7
	600	45°	RBDB125X45X0.6	4
	600	90°	RBDB125X90X0.6	3
150mm	610	11.25°	RBDB150X11X0.61	5
	610	22.5°	RBDB150X22X0.61	5
	610	45°	RBDB150X45X0.61	4
	610	90°	RBDB150X90X0.61	3

Note: Ridgiduct bends come in black only, but can be used with all colours within the Ridgiduct range.

Polyduct Lighting Duct					
ID mm	OD mm	Wall thickness mm	Length m	Code	Pack qty
50	60	5	6	PD5060X60(TS or SL)	250
97	107	5	6	PD97107X60(TS or SL)	85

Available with street lighting (SL) or traffic signal (TS) print. Please specify with order.

Polyduct Lighting Bends				
OD mm	Angle	Radius mm	Code	Pack qty
60	45°	350	PDB60X450	25
60	90°	225	PDB60X900	25
107	45°	450	PDB107X450	1
107	90°	450	PDB107X900	1



Polyduct Lighting



Polyduct Lighting bend

## Ridgicoil Lighting

Ridgicoil is a coiled, twinwall cable protection duct, manufactured from polyethylene with an excellent impact resistance even at low temperatures. It has exceptional durability and flexibility, which eliminates the need for specialist bends. With a smooth bore, Ridgicoil has a low co-efficient of friction for ease of cable installation.



Ridgicoil Lighting Duct			
ID mm	OD mm	Length m	Code
50	63	50	RC63X50O(SL or TS)
94	110	50	RC110X50O(SL or TS)

Available with street lighting (SL) or traffic signal (TS) print. Please specify with order.



PA05/05875

## Ridgicoil couplings & seals

Ridgicoil Couplings			Ridgicoil Seals		
OD mm	Code	Pack qty	OD mm	Code	Pack qty
63	RCC63*	10	63	RCS63*	10
110	RCC110*	10	110	RCS110*	10

\*Network Rail PADS approved



Ridgicoil coupling



Ridgicoil seals



PA05/05875

## Ridgicoil Lighting key benefits

- Complies with BS EN 61386-24:2010, Type 450N, normal duty impact resistance
- Network Rail PADS approved
- Ease of use and transportation
- Long coil lengths for reduced jointing
- Factory installed polypropylene twine and coupling
- Low weight high strength
- Can be used for trenchless applications

## Scottish Lighting

Lighting in Scotland has specific requirements and for this purpose we manufacture a single wall cable protection range. Supplied with 1 coupling fitted per length, our Scottish lighting system is available in 60mm and 100mm diameter coils.



Scottish Lighting Coil

Scottish Lighting Purple Cable Protection & Fittings			
Description	Size mm	ID mm	Code
SCOTTISH LIGHTING SINGLE WALL CORRUGATED			
100m Scottish Lighting coil	60	53	SSL60X100P ▲
40m Scottish Lighting coil	100	90	SSL100X40P ▲
SCOTTISH LIGHTING JUNCTION BOXES			
	100		SSLJB100 ▲
SCOTTISH LIGHTING COUPLINGS			
	60		DC60 ▲
	100		DC100M ▲
SCOTTISH LIGHTING REDUCERS			
Slotted	100 X 60		SSLR100X60Slot ▲
Unslotted	100 X 60		SSLR100X60 ▲
SCOTTISH LIGHTING END CAP			
	100		SSLEC4PIN

▲ Made to order and subject to lead times. Purple as standard. Other colours available on request. Minimum order 50 coils.



Scottish Lighting end cap



Scottish Lighting slotted reducer



Scottish Lighting coupling

# Lighting

## Pole boxes

The range of 4 pole boxes is available in 290 x 275mm and 450 x 450mm sizes, incorporating integral housings for 114 and 140mm poles and are manufactured from polyethylene. The pole box provides 450mm depth of cover as standard, extendable if required using modular access boxes as rising sections.

### Pole boxes and access boxes key benefits

- Robust, single-piece injection or rotational mouldings
- High strength, structured wall construction
- Manufactured in impact resistant polyethylene for installation in all conditions
- Corrosion free and chemical resistant material
- Ultraviolet light resistant material, suitable for extended storage periods
- Light, easy to handle, transport and install
- Modular construction, allowing access boxes to be used as rising sections as required
- Pre-trepanned points of entry to accommodate 54, 63, 110 and 118mm outside diameter ducting
- Can also be stacked



Pole Boxes							
Code	Description	Height mm	Opening		External		Pole housing ID mm
			Width mm	Depth mm	Width mm	Depth mm	
PB2902751 ▲	290 x 275	615	320	305	690	415	114
PB2902752 ▲	290 x 275	615	320	305	690	415	140
PB4504501 ▲	450 x 450	605	465	465	875	600	114
PB4504502 ▲	450 x 450	605	465	465	875	600	140

▲ Made to order and subject to lead times.  
The clear opening for boxes is greater than the clear opening for frames.

## Access boxes

Access boxes are available in 5 sizes, from 290 x 275mm to 600 x 600mm to allow access to cabling.




Access Boxes							
Code	Description	Height mm	Opening		External		Depth mm
			Width mm	Depth mm	Width mm	Depth mm	
AC2902751	290 x 275	307	320	310	385	375	
AC4503001	450 x 300	305	485	330	550	395	
AC4504501	450 x 450	330	475	475	545	545	
AC6004501	600 x 450	320	635	485	700	550	
AC6006001	600 x 600	320	635	635	700	700	

The clear opening for boxes is greater than the clear opening for frames.  
See the relevant tables for details of clear opening frames.

## Composite covers

Advanced skid resistance composite covers are available for the range of pole and access boxes. Manufactured in high strength, fibre-reinforced polyester resin and to BS EN 124 Class B 125.




Composite cover

Composite Covers		Composite Cover Frames	
Code	Nominal size mm	Code	Nominal size mm
CC290275	290 x 275	CCF290275L	290 x 275
CC450300	450 x 300	CCF450300L	450 x 300
CC450450	450 x 450	CCF450450L	450 x 450
CC600450	600 x 450	CCF600450L	600 x 450
CC600600	600 x 600	CCF600600L	600 x 600

A locking frame is required and must be ordered separately.

## Galvanised steel covers

Galvanised steel covers and frames are manufactured to the FACTA (Fabricated Access Cover Trade Association) Class B specification, equivalent to BS EN 124 Class B 125. Typical places of installation include areas subject to slow moving wheel loads, including footways, pedestrian areas, car parks and verges.



Galvanised steel cover

Galvanised Steel Covers & Frames	
Code	Nominal size mm
GCF290275	290 x 275
GCF450300	450 x 300
GCF450450	450 x 450
GCF600450	600 x 450
GCF600600	600 x 600

## Ductile iron covers and frames

Ductile iron access box covers are manufactured to BS EN 124 Class B 125.

Ductile Iron Covers & Frames	
Code	Clear opening mm
DCF450450 ▲	450 x 450
DCF600450 ▲	600 x 450
DCF600600 ▲	600 x 600

▲ Made to order and subject to lead times.



Ductile iron cover



# Utilities

Our range of utility ducting is available in a variety of NJUG classification colours to provide cable protection for electricity, street lighting, motorway communications, gas, water, cable TV and telecommunications.



### KEY - Typical NJUG colour coding

Black (B) - Electricity	Yellow (Y) - Gas
Orange (O) - Street Lighting	Blue (BL) - Water
Purple (P) - Street Lighting (Scotland)	Green (G) - Cable Television
Purple (P) - Motorway Communications	Grey (GR) - Telecommunications

### Ridgicoil Utilities

Ridgicoil is a strong yet flexible alternative to conventional twinwall ducting manufactured from polyethylene for underground utilities. Ridgicoil's flexibility eliminates the need for special bends and the smooth bore has a low co-efficient of friction for ease of cable installation.

ID mm	OD mm	Length m	Code	Colours
31	40	50	RC40X50	B
40	50	50	RC50X50	B Y* BL
50	63	50	RC63X50**	B Y* BL O G P
60	75	50	RC75X50	B
71	90	50	RC90X50	B
94	110	50	RC110X50**	B Y* BL O G P
140	160	25	RC160X25	B

\*Please check the requirements of the utility company, who may stipulate a requirement for perforated duct. For perforated duct please see Gas Ducting on page 130.  
\*\*Network Rail PADS approved.



Note: Sizes 63mm and 110mm only for coiled duct, couplings and seals.

### Ridgicoil couplings & seals

Ridgicoil Couplings			Ridgicoil Seals		
OD mm	Code	Pack qty	OD mm	Code	Pack qty
40	RCC40	10	40	RCS40	10
50	RCC50	10	50	RCS50	10
63	RCC63*	10	63	RCS63*	10
160	RCC160	10	75	RCS75	10
75	RCC75	10	90	RCS90	10
90	RCC90	10	110	RCS110*	10
110	RCC110*	10	160	RCS160	10

\*Network Rail PADS approved



### Ridgicoil Utilities key benefits

- Complies with BS EN 61386-24:2010, Type 450N, normal duty impact resistance
- Network Rail PADS approved
- Manufactured in polyethylene with excellent impact resistance at low temperatures
- Long coil lengths for reduced jointing
- Factory installed polypropylene twine and coupling
- Optional sealing rings for sealed system
- Supplied with an integrated coupling
- Low weight, flexible, durable and high strength



Ridgicoil coupling



Ridgicoil seals

### Ridgiduct Utilities

Ridgiduct is a lightweight, twinwall cable protection system that can be manufactured in a range of NJUG classification colours, from HDPE, to meet the cable protection needs of all utilities applications.



ID mm	OD mm	Length m	Code	Colours	Pack qty
94	110	6	RB94X6	B Y* BL O G P	95
100	118	6	RB100X6	B Y* BL O G P	85
125	148	6	RB125X6	B ***	46
150	178	6	RB150X6	B Y* BL O G P	36
225	266	6	RB225X6**	B Y* BL	14
300	354	6	RB300X6**	B Y* BL	9

\*Please check the requirements of the utility company, who may stipulate a requirement for perforated duct. For perforated duct please see Gas Ducting on page 130.  
\*\*Not BBA approved. \*\*\*Not Network Rail PADS approved.



### Ridgiduct couplings

ID mm	Coupling code	Sealed system
94	RBC94	CRD94 & SRD94/1
100	RBC100	CRD100 & SRD100
125	RBC125	N/A
150	RBC150	CRD150 & SRD150
225	CRD225	CRD225 & SRD225
300	CRD300	CRD300 & SRD300

\* For a Sealed system 1 CRD coupling and 2 SRD seals required per joint.

### Ridgiduct Utilities key benefits

- Complies with BS EN 61386-24:2010, Type 450N, normal duty impact resistance
- BBA HAPAS approved
- Network Rail PADS approved
- Low weight, flexible, durable and high strength
- Good impact resistance at low temperatures
- Available from stock
- Available in a range of colours which comply with NJUG classifications
- Supplied with an integral coupling
- Print options available



Ridgiduct coupling

# Utilities



Ridgiduct bend

Ridgiduct Black Long Radius Drawn Bends				
ID mm	Bend radius mm	Angle	Code	Pack qty
94mm	420	11.25°	RBDB94X11X0.42	10
	420	22.5°	RBDB94X22X0.42	10
	420	45°	RBDB94X45X0.42	7
	420	90°	RBDB94X90X0.42	7
100mm	420	11.25°	RBDB100X11X0.42	10
	420	22.5°	RBDB100X22X0.42	10
	420	45°	RBDB100X45X0.42	7
	420	90°	RBDB100X90X0.42	7
125mm	600	11.25°	RBDB125X11X0.6	7
	600	22.5°	RBDB125X22X0.6	7
	600	45°	RBDB125X45X0.6	4
	600	90°	RBDB125X90X0.6	3
150mm	610	11.25°	RBDB150X11X0.61	5
	610	22.5°	RBDB150X22X0.61	5
	610	45°	RBDB150X45X0.61	4
	610	90°	RBDB150X90X0.61	3

Note: Ridgiduct bends come in black only, but can be used with all colours within the Ridgiduct range.

## Gas Ducting

Our Gas Ducting is a PVCu single wall perforated duct, supplied in yellow and manufactured to BS 4962. The perforations allow for gas to vent safely in the event of a leak. Gas Ducting is suitable for applications where utility companies stipulate the requirement for a perforated duct for the insertion of a gas pipe.



Gas ducting

Gas Ducting				
OD mm	Length m	Description	Code	Coupling code
60	25	Perforated	LD6025YGAS	DC60
60	50	Perforated	LD6050YGAS	DC60
60	150	Perforated	LD60150YGAS	DC60
100	25	Perforated	LD10025YGAS	DC100M*
100	50	Perforated	LD10050YGAS	DC100M*

\*Made from polypropylene, other couplings are made from PVCu.

Ridgiduct Accessories		
Size mm	Code	Pack qty
SINGLE SOCKET FIXED BELLMOUTH		
94	RBBM94 ▲	1
100	RBBM100 ▲	1
125	RBBM125 ▲	1
150	RBBM150 ▲	1
PLASTIC END CAP		
94	RBEC94	1
100	EC1059	1
125	EC3051	1
150	EC1778	1

▲ Made to order and subject to lead times. End caps may be red or yellow.

## Ducting accessories



Single socket fixed bellmouth



Plastic end cap

## PVCu Cable TV Duct

A range of specialist PVCu telecommunications ducting systems, manufactured in accordance with dimensions and performance requirements tried and tested by the telecommunications industry.



PVCu Cable TV Duct					
ID mm	OD mm	Length m	Code	Colours	Pack qty
49	54	6	TD54X6	G GR ▲	400
90	96.5	6	TD96X6	G GR *	121

▲ Made to order and subject to lead times. Available in green (G) or grey (GR). Please specify with order. \*90mm green and grey duct meet the requirements of BS EN 50086.

PVCu Cable TV Swept Tees			
Description	Code	Colours	Pack qty
96 x 54mm	TDJT96X54G	G ▲	15

▲ Made to order and subject to lead times.

PVCu Cable TV Bends				
OD mm	Angle	Code	Colours	Pack qty
54	11.25°	TDB54X11G	G ▲	60
54	22.5°	TDB54X22G	G ▲	60
54	45°	TDB54X45G	G ▲	60
54	90°	TDB54X90G	G ▲	50
96.5	11.25°	TDB96X11 (G or GR)	G GR ▲	15
96.5	22.5°	TDB96X22 (G or GR)	G GR ▲	15
96.5	45°	TDB96X45 (G or GR)	G GR ▲	15
96.5	90°	TDB96X90 (G or GR)	G GR ▲	10

▲ Made to order and subject to lead times. Available in green (G) or grey (GR). Please specify with order.



PVCu Cable TV bend


### PVCu Cable TV Duct key benefits

- Durable, high quality construction
- Low co-efficient of friction for easy cable installation
- A short 54mm branch on swept tees for trouble-free installation in congested footways
- PVCu telecommunication ducts include integral sockets and are available in green as standard. Grey and other colours are also available on request subject to minimum order quantities and lead times

# Utilities



PVCu Cable TV coupling



PVCu Cable TV duct repair kit

PVCu Cable TV Couplings			
Description	Code	Colours	Pack qty
54mm	TDC54G	G ▲	10
54mm slip	TDSC54G	G ▲	10
96mm	TDC96G	G ▲	50
96mm slip	TDSC96G	G ▲	50

▲ Made to order and subject to lead times.

PVCu Cable TV Duct Repair Kit			
Description	Standard length m	Code	Pack qty
96.5mm duct repair kit	0.5	DRK096 ▲	1

▲ Made to order and subject to lead times. Components for repairing sections of damaged duct.

## PVCu specification and utility ducts

Our specification and utility ducts are widely and successfully used for the carriage of all types of services in a range of applications including industrial, domestic and commercial. Specification ducts are more robust than General Purpose Duct. PVCu utility ducts were the first widely available thermoplastic ducts and are available in a number of different sizes to suit all common specification requirements.

### PVCu specification and utility duct key benefits

- 110 and 160mm utility ducting for electrical cables, water services, telecommunications and gas services
- 110 and 160mm OD Type 4660 ducting in dimensional compliance with BS 4660 available sealed and unsealed

Type 4660 Non-Sealed Duct			
OD mm	Length m	Code	Pack qty
110	6	SD110X6B ▲	95
160	6	SD160X6B ▲	46

▲ Made to order and subject to lead times. (Dimensions compliant only)

Type 4660 Couplings		
ID mm	Code	Pack qty
110	SDC110 ▲	1
160	SDC160 ▲	1

▲ Made to order and subject to lead times. Grey to black in colour as standard, other colours available on request.

Type 4660 Bends			
OD mm	Angle	Code	Pack qty
110	11.25°	SDB110X11 ▲	1
110	22.5°	SDB110X22 ▲	1
110	45°	SDB110X45 ▲	1
110	90°	SDB110X90 ▲	1
160	11.25°	SDB160X11 ▲	1
160	22.5°	SDB160X22 ▲	1
160	45°	SDB160X45 ▲	1
160	90°	SDB160X90 ▲	1

▲ Made to order and subject to lead times. Grey to black in colour as standard, other colours available on request.

Type BS4660 Sealed Duct			
OD mm	Length m	Code	Pack qty
110	6	SD110X6BPE ▲	95
160	6	SD160X6BPE ▲	46

▲ Made to order and subject to lead times. (Dimensions compliant only)

Type BS4660 Couplings		
ID mm	Code	Pack qty
110	UG402B ▲	1
160	UG602B ▲	1

▲ Made to order and subject to lead times. Note: Order couplings separately.

Type BS4660 Bends			
OD mm	Angle	Code	Pack qty
110	45°	SDB110X45PE ▲	1
110	90°	SDB110X90PE ▲	1
160	45°	SDB160X45PE ▲	1
160	90°	SDB160X90PE ▲	1

▲ Made to order and subject to lead times.



Type 4660 bend



Type BS4660 coupling



Type BS4660 bend

SECTION 9 Installation advice

[www.polypipe.com/cable-protection](http://www.polypipe.com/cable-protection)

# Installation advice

## Installation information

Ridgiduct twinwalled high density polyethylene (HDPE) cable protection must be installed in accordance with general requirements and any additional site requirements. The general requirements are to be in accordance with MCHW, Volume 3, as shown below. Cable protection laid in depths of cover, other than those specified below, must be laid in accordance with the procedures described in the contract with Highways England (HE). Ridgiduct must be adequately protected against damage from site construction traffic and from agricultural or similar operations. When used as cable protection for fibre optic cabling, the recommendations in BS 7718:1996 should be followed.

## Procedure (unsealed)

Joints are made by a simple push-fit of one cable protection length into the coupling attached to the adjacent length, ensuring that the connection is fully made. Inspection points can be made in the conventional manner depending upon the type of services to be installed.

## Pole and access box installation advice

We recommend that the systems be installed in general accordance with the traffic control signals unit (TCSU) specification. Our pole and access boxes are designed to meet the requirements of the TCSU, making installation easy and trouble-free. Local specifications and requirements may apply.

## Covers and frames

Access box covers and frames should meet the requirements of BS EN 124 Class B 125. In carriageways or other locations where vehicles may run over access boxes, heavier grades of cover may be required.

## General

In footways, cable protection for signal post cables and linking cables must have minimum cover depths of 450mm and 250mm respectively. The minimum depth of cover in carriageways is 600mm. Subject to local cable protection specification, cable protection should be bedded on 100mm of compacted bedding material. Cable protection lengths must be continuous and fully jointed, with the printing placed uppermost when laying.

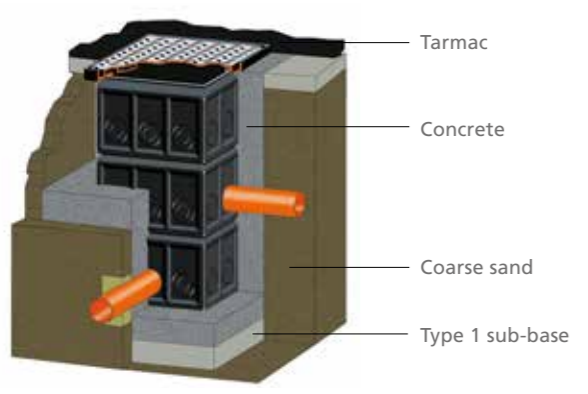
Suitable surround material should also be used to fill any voids between multiple cable protection and should extend to 100mm above the cable protection. Polypropylene draw cords should be provided in each cable protection with no knots or joints and should extend a minimum of 1 metre into each access box.

## Pole and access boxes

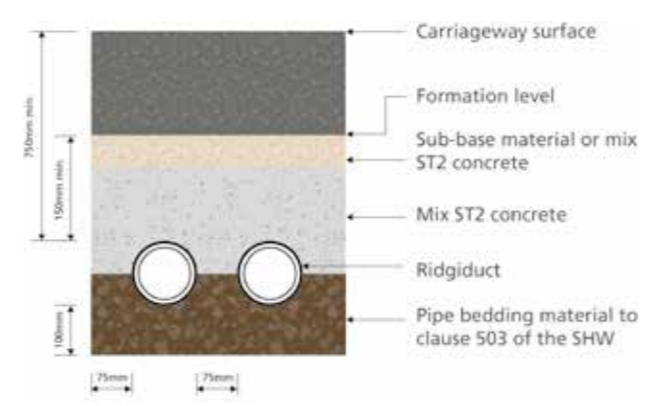
Cable protection ducting is easily connected to the selected entry point. The pre-trepanned section for the size of cable protection to be used can be cut out with a knife or hole saw. The cable protection should be inserted through the opening and cut to length. Boxes that may be subject to traffic loading are typically installed as illustrated.

### Typical installations

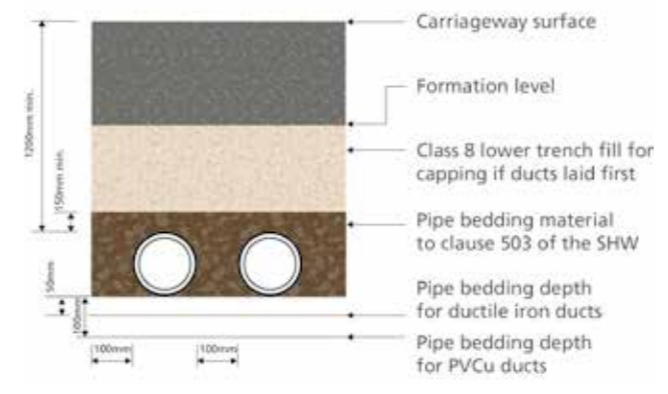
Typical installation of a 450 x 450mm Access box subject to vehicle traffic



Typical unsealed standard duct installations type A shallow ducts (750 - 1200mm cover)



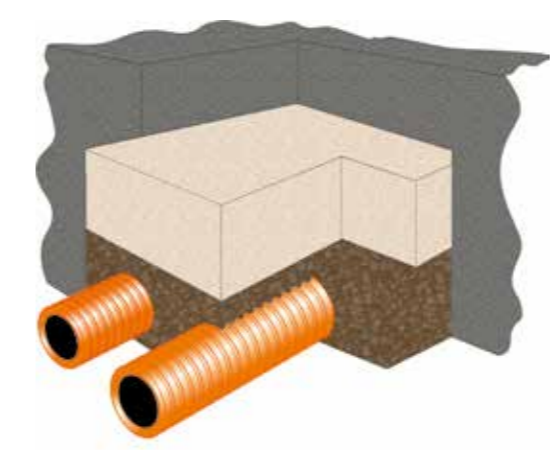
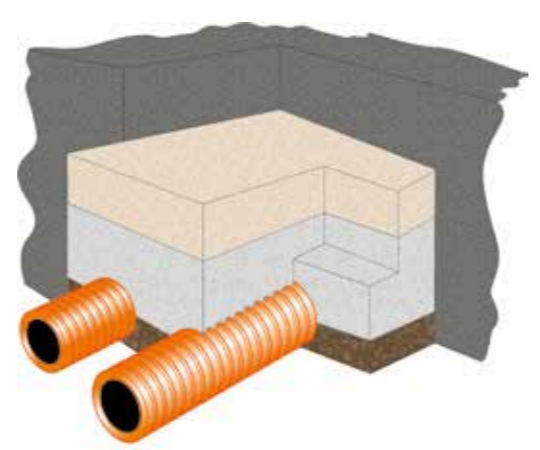
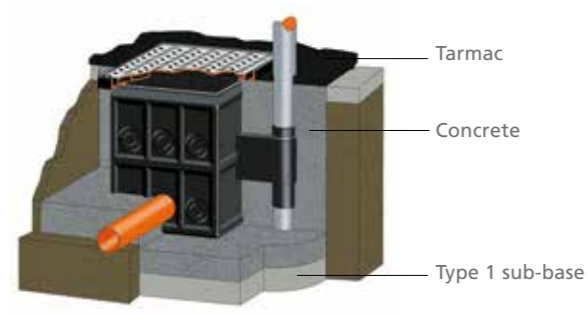
Type B deep cuts (over 1200mm cover)



Minimum clearance between duct and drain



Typical installation of a Polypipe 450 x 450mm Pole box



Motorway Communications installations should be in accordance with MCHW Series 1500. Please call our Technical Team on +44 (0) 1509 615100 for more information on installation details, multiple duct configurations and sealed systems.

# The company

Polypipe is the UK's largest plastic pipe systems manufacturer, employing over 2,000 people and offering the largest product range in the country.



## Unrivalled service

At Polypipe, we design, manufacture and deliver some of the most advanced thermoplastic products and systems in the UK. Through our commitment to industry expertise and our dedication to the highest standards of quality, we not only provide superior products, but superior standards of service. Our Support Teams are here to help you at every stage of your project, from planning through to maintenance. Through our sustainability drive you can rest assured that by using a Polypipe product, you are ensuring that your project takes the utmost environmental considerations into account.

## The broadest product range

Offering well over 20,000 product lines, Polypipe has an enviable reputation amongst installers, contractors, stockists and specifiers for being able to provide exactly the right solution for any project. With over 100 product systems, our unmatched portfolio offers dependable, innovative solutions for pressure and non-pressure applications, enabling the movement of water, air, power, chemicals and telecommunications throughout the built environment.

## Market leadership

As a respected industry leader, Polypipe continues to develop innovative products and solutions to meet changing market needs and growing demands. Customers trust us to provide fully engineered solutions for the growing diversity and complexity of the construction challenges they face. We have a significant UK manufacturing base that guarantees availability through a nationwide network of stockists and a dedicated, owned and managed logistics fleet.

## Brand values

At Polypipe, we seek to deliver constant improvements in construction industry best practice by leading the way in product research and innovation, employing and retaining some of the most respected experts in the field and delivering the highest standards of customer service, value and reliability. We also define and drive quality in pipe manufacture and performance and use leading-edge technology to deliver whole-life value and sustainability by providing systems engineered to perform.

## Contents

SECTION 10 The company	
Company overview	136 - 137
Innovation and research	138 - 139
Polypipe project and technical support	140 - 141
Online technical resources	142 - 143
Enabling sustainable building technology	144
Literature	145



## Innovation and research

At Polypipe, we always aim to bring innovative new products to the market in direct response to our customers' needs, requirements and feedback.



### Challenging convention

We have always challenged convention by exploring new ways to meet the needs of the construction industry. Chief among them has been the development of thermoplastic piping systems to replace traditional concrete and clay materials. This results in solutions that are lighter in weight whilst also being tougher and more adaptable, ultimately making them more sustainable. Our priority is to always provide the industry with robust and innovative solutions that meet the demanding performance criteria of today's construction projects.

### Customer driven innovation

We look to do things efficiently and to the highest standards, not only acting on customer requirements but also being proactive with project demands and meeting all changes in legislation. We value process innovation, strong manufacturing investment and product development. However, our prime concern is always to deliver the very highest quality for our customers in manufacturing, materials, service and supply.

### Expert staff

Our materials and product development specialists represent some of the leading authorities in the industry. Many even have influential positions on trade bodies including the British Plastic Federation (BPF). It is their knowledge and experience that allows us to offer the very highest standards of product design and development.

### Quality control

We invest heavily in research and new production technology. This allows us to provide more precise performance specifications, greater reliability and high quality products that are BBA, BSI Kitemark and WRc approved. Supporting our product accreditations, our business systems are regularly assessed by BSI to ensure we maintain our BS EN ISO 9001:2008 and BS EN ISO 14001:2004 certifications. This ensures we conform to regulatory requirements and that we provide greener credentials for our products.

### Testing and certification

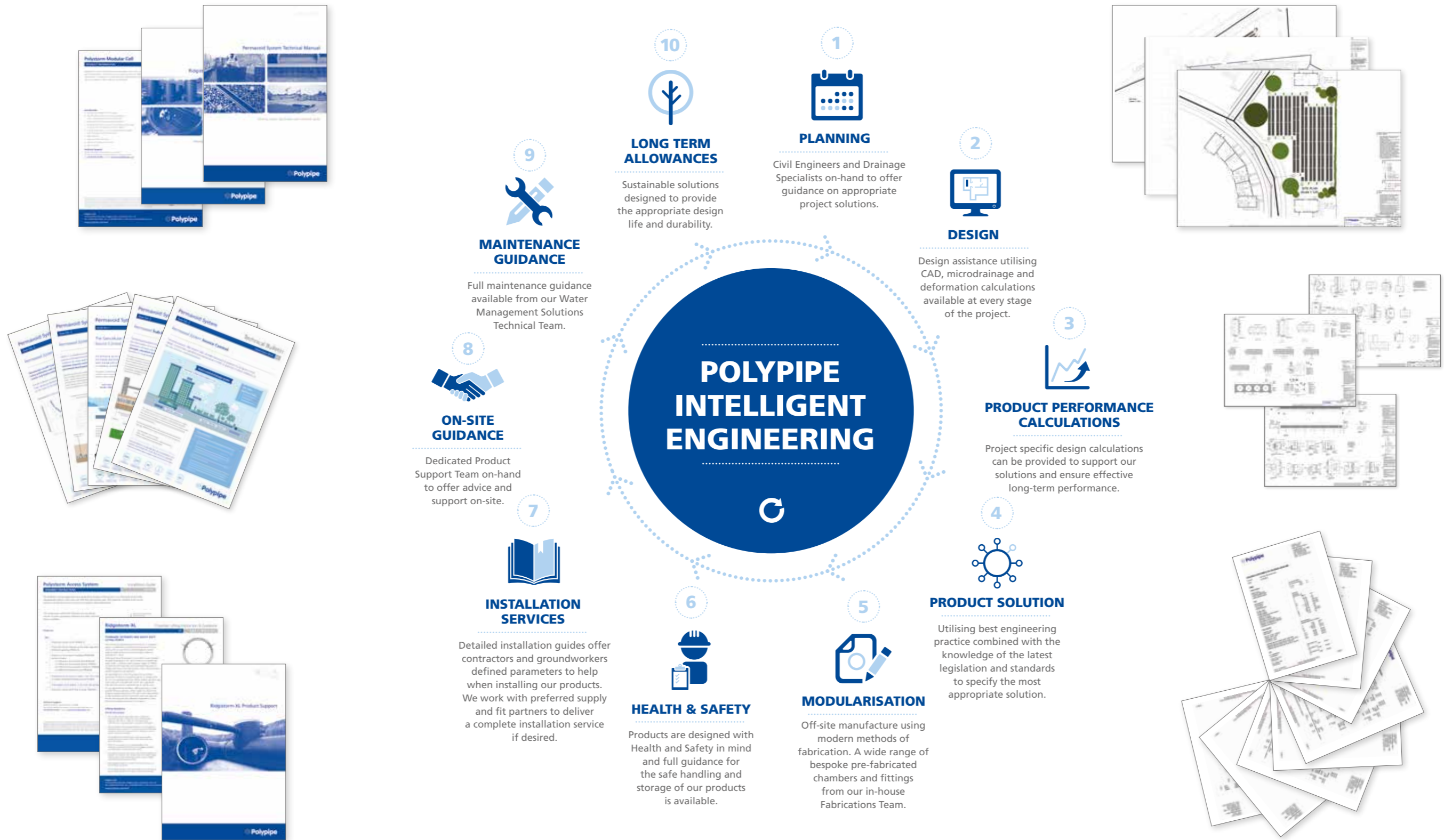
We work closely with regulatory bodies to ensure our products meet all UK and international regulations for performance and sustainability; a vital consideration in an industry where compliance and certification are absolute priorities. Wherever possible, our products are covered by third party accreditations, including BBA, BSI Kitemark, WRc and Network Rail Parts and Drawing Systems (PADS) approval.



### UKAS accredited factories

Our UKAS accredited Berry and Hayward laboratory allows us to develop and test new materials and products 24 hours a day. This ensures that our products represent the best possible solution and significantly reduces the time in which new products can be brought to the market.

# Polypipe project and technical support



## Online technical resources

At Polypipe, we offer a comprehensive selection of downloadable product and technical literature that is available on our website to provide you with detailed information about our systems and solutions.



[www.polypipe.com/toolbox](http://www.polypipe.com/toolbox)

### Brochures and technical manuals

We provide an extensive range of brochures and technical manuals, which contain topics including:

- Structural design
- Hydraulic performance
- Chemical resistance
- Applications
- Installation guidance
- Maintenance
- Structural performance
- Pollution control
- Minimum cover depths

### Technical bulletins

These bulletins offer an overview of the benefits offered by our products and guidance on the typical applications they can be used for as well as explanations of compliance requirements.

### Standards, approvals and certifications

Available to download are all the BBA and WRc certificates needed to support your specification or contract.

### Specification clauses, CAD drawings and technical datasheets

Our toolbox contains downloadable CAD drawings and specification clauses to ensure full design, manufacture and installation compliance, plus a full range of technical datasheets covering every product.

### Installation guides, Health and Safety and COSHH datasheets

Guidance for easy, safe product handling, loading, off-loading and installation is available along with product safety information (COSHH) – supported by materials safety datasheets – which are also available to download from our website.


### Case studies

Our website provides a broad range of recent case studies, including everything from infrastructure projects for roads, motorways, airports and energy, to residential developments, education, commercial and water company Capital Works projects.



# Enabling sustainable building technology

At Polypipe, we provide plastic piping systems that enable the effective installation and performance of sustainable building technology, helping meet the twin global challenges of carbon reduction and water management.



## Water management solutions

### Roof to River

Offering a comprehensive range of standalone and modular SuDS products, rainwater harvesting and surface water treatment solutions, plus legislative and technical support services, our water management solutions team address the requirements of every construction and civil engineering project.

## Carbon efficient solutions

### Sustainable indoor environments

Ever stricter building regulations and an increasing number of environmentally conscious customers are driving the demand for greener building products and technologies. We fulfill this demand with a full range of systems that enable collection, transmission, emission and control in heating, ventilation and cooling systems.

## Sector focus

Our product systems respond directly to sector-specific requirements thanks to focused Technical and Development Teams with hands on expertise in the following areas:

### Civils and infrastructure

Delivering performance and sustainability, our surface water drainage and cable management systems, supported by our in-house Fabrications Team, offer civils and infrastructure project planners a complete suite of solutions.

### Residential

We offer the broadest range of residential product and service solutions for both new build and RMI applications, as well as innovative solutions in response to legislative and industry targets for more sustainable housing.

### Commercial

Major commercial projects from car parks and high rise office blocks to hospitals, educational premises and shopping centres have all benefited from our range of value engineered products and comprehensive service support.

# Literature

All of our literature is available at [www.polypipe.com/toolbox](http://www.polypipe.com/toolbox)

## Product literature



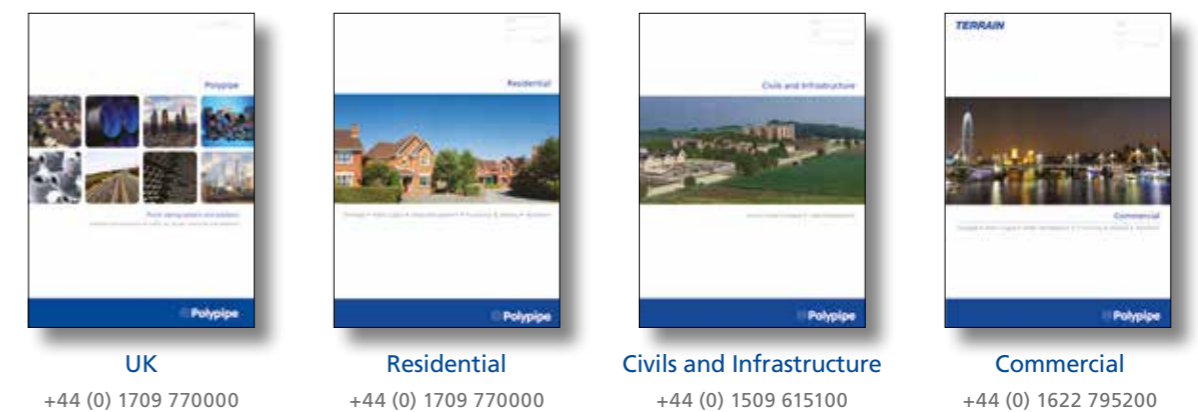
## Solutions literature



## Market sector literature

Additional market sector literature is available, please visit [www.polypipe.com](http://www.polypipe.com) or contact the telephone numbers appearing under each brochure.

All of our literature is available at [www.polypipe.com/toolbox](http://www.polypipe.com/toolbox)



All descriptions and illustrations in this publication are intended for guidance only and shall not constitute a 'sale by description'. All dimensions given are nominal and Polypipe may modify and change the information, products and specifications from time to time for a variety of reasons, without prior notice. The information in this publication is provided 'as is' on April 2017. Updates will not be issued automatically. This information is not intended to have any legal effect, whether by way of advice, representation or warranty (express or implied). We accept no liability whatsoever (to the extent permitted by law) if you place any reliance on this publication you must do so at your own risk. All rights reserved. Copyright in this publication belongs to Polypipe and all such copyright may not be used, sold, copied or reproduced in whole or part in any manner in any media to any person without prior consent. © Polypipe is a registered trademark of Polypipe. All Polypipe products are protected by Design Right under CDDA 1988. Copyright © 2017 Polypipe. All rights reserved.



# Civils & Infrastructure

## Product Guide



### Civils & Infrastructure

#### Polypipe Civils

Charnwood Business Park  
North Road, Loughborough  
Leicestershire  
LE11 1LE

Tel +44 (0) 1509 615100

Fax +44 (0) 1509 610215

Email [civils@polypipe.com](mailto:civils@polypipe.com)

[www.polypipe.com/civils](http://www.polypipe.com/civils)



Printed on 100% recyclable chlorine-free paper. All inks used on this brochure are vegetable based.